

PUBLIC NOTICE

NOTICE OF PROPOSED 2026 STRATEGIC BUDGET

OF PLATTE RIVER POWER AUTHORITY

NOTICE IS HEREBY GIVEN in accordance with the Local Government Budget Law of Colorado, CRS §§ 29-1-101, *et seq.*, that: (1) a proposed strategic budget for the year 2026 has been submitted to the Board of Directors (Board) of Platte River Power Authority (Platte River); (2) a copy of the proposed budget is available for inspection by the public online at www.prpa.org and at the offices of Platte River, 2000 East Horsetooth Road, Fort Collins, Colorado; (3) the Board will consider adopting the proposed budget on December 11, 2025, following a public hearing during the regular meeting of the Board to be held at Rawhide Energy Station, 2700 E County Road 82, Wellington, Colorado, on October 30, 2025, at 9:00 a.m.; and (4) any elector of Platte River (that is, anyone receiving electric service from Platte River's owner communities of Estes Park, Fort Collins, Longmont or Loveland) may, at any time before the Board's final adoption of the budget, file or register comments, observations, recommendations or objections to the proposed budget.

For additional information, contact Jason Harris, Senior Manager, Financial Reporting and Budget, at (970) 599-1419.

Dated: September 24, 2025

By order of the Board of Directors

PLATTE RIVER POWER AUTHORITY

By: Jason Frisbie
General Manager/CEO



Platte River Power Authority

Estes Park • Fort Collins • Longmont • Loveland

Memorandum

Date: 9/17/2025

To: Board of directors

From: Jason Frisbie, general manager and chief executive officer
Dave Smalley, chief financial officer and deputy general manager
Shelley Nywall, director of finance
Jason Harris, senior manager, financial reporting and budget

Subject: **Proposed 2026 Strategic Budget work session**

We are pleased to present the proposed 2026 Strategic Budget document, which demonstrates how planned expenses for the upcoming year are aligned with our three foundational pillars, strategic initiatives and core operations. A copy is attached for your review. The budget document has four main areas of focus:

- Overview – This section introduces the budget document and provides background information about the organization, the owner communities, a performance dashboard and departmental objectives.
- Summary – This section describes how the budget supports our three foundational pillars, strategic initiatives and core operations. This section also describes the specific work planned in each area and outlines related expenses.
- Budget – This area consists of several sections including a summary of financial results, comparisons to the Strategic Financial Plan and consolidated budget schedules. These sections also include brief descriptions of the revenues, operating expenses, capital additions and debt service expenditures, as well as detailed comparison schedules. The capital additions section also describes capital projects and project cost estimates.
- Additional information – The budget process section details the budget development process and includes the overall schedule. The financial governance section refers to the financial policies that provide the framework for our financial activities and budget development.

Staff will present the proposed budget at the September board meeting, reviewing the revenues and expenses related to the key activities planned for 2026. To provide a comprehensive view of the

budget, there will also be detailed slides and related trend information at the end of the slide deck for your reference. This detailed information will not be presented.

We are continually refining the budget as the production cost model is updated three times per year and new information becomes available about other expenditures. We anticipate changes that are not yet quantified. The net change will not impact the proposed 2026 Firm Power Service Tariff charges included in the 2026 Rate Tariff Schedules. The changes to the budget will be presented at the October board meeting.

A second review session and the required public hearing are scheduled for October. Board adoption is scheduled for December. This presentation is for informational purposes only and does not require board action during the September meeting.

Attachment

- Proposed 2026 Strategic Budget - draft

Proposed 2026 Strategic Budget

Table of contents



Overview

Letter from the board chair
and general manager/CEO4

Platte River at a glance6

2026 budget capacity and energy.....7

Our philosophy8

Our communities.....10

Board of directors.....12

Senior leadership team.....13

2026 performance dashboard14

Organizational structure16

Summary

Proposed 2026 Strategic Budget
highlights.....27

Strategic initiatives 29

Core operations 38

Budget

Financial review 47

Consolidated budget schedules 49

Revenues 62

Operating expenses 70

Capital additions 90

Debt service expenditures
and debt-like obligations113

Additional information

Budget process 123

Financial governance.....131

Acronyms and terms 139

Letter from the board chair and general manager/CEO

Platte River Power Authority and our owner communities of Estes Park, Fort Collins, Longmont and Loveland are committed to transitioning to a noncarbon energy portfolio as sustainably and as financially responsibly as possible. The Resource Diversification Policy, passed in 2018, calls for leadership to work toward a 100% noncarbon energy future while maintaining our foundational pillars to provide reliable, environmentally responsible and financially sustainable energy and services. Platte River has invested time and resources to advance this goal and plans to meet additional significant milestones in 2026.

The proposed 2026 Strategic Budget reflects current investments to continue decarbonizing our portfolio while maintaining our foundational pillars. It aligns with the strategic initiatives outlined by Platte River's Board of Directors and senior leadership team in 2023 that center on resource diversification planning and integration, community partnership and engagement, workforce culture and process management and coordination.

We plan more than \$534.1 million in expenditures, with approximately 53% of operating and capital budgets contributing to strategic initiatives and 47% allocated to core operations in 2026. These significant investments reflect the strategic integration of noncarbon resources, projects for dispatchable capacity solutions and efficiency upgrades to existing infrastructure supporting the energy transition while maintaining system reliability.

The proposed 2026 Strategic Budget includes tariff charges reflecting a 6.3% average wholesale rate increase. The rate supports Platte River's Resource Diversification Policy. As we move forward, we will continue to evaluate our rate strategy to maintain

financial sustainability and work with Platte River's Board of Directors to adjust if needed to fulfill our goals and initiatives.

We are pleased to have 150 megawatts (MW) of new solar on the Platte River system with phase 1 of the Black Hollow Sun project (commercially operational in 2025). Phase 2 (107 MW) is expected to reach commercial operation fall 2026. Combined, this is the largest solar project to date in northern Colorado. In addition to new solar, staff is working diligently to secure additional renewable energy to add to Platte River's system.

As we continue to replace our coal-fired generation resources with renewable energy, we are simultaneously progressing on our three-pronged approach of dispatchable capacity comprised of energy storage, a virtual power plant (VPP) and aeroderivative combustion turbine units (aeroderivative units). We continue to explore long-duration energy storage technology; we will manage the next steps toward developing a VPP, including four-hour storage in our owner communities and coordinating with the selected vendors for the distributed energy resources management system (DERMS); and we plan to start construction of the aeroderivative units at the Rawhide Energy Station in 2026. All of these projects help maintain system reliability as we decarbonize our portfolio.

Developing and integrating distributed energy resources (DER) in our owner communities as part of the VPP remains a continued priority in 2026. This technology will improve our ability to provide energy and reliability services to the market and support the owner communities' energy needs. Our Efficiency Works™ team will build on the relationships they created with over two decades of energy efficiency



successes in our owner communities and will continue to help customers take a more active role in our shared energy transition by providing education and services for building electrification, electric vehicle (EV) adoption and demand response participation.

Platte River will transition from the Southwest Power Pool (SPP) Western Energy Imbalance Service (WEIS) to the SPP Regional Transmission Organization (SPP RTO) Integrated Marketplace in April 2026. This budget includes ongoing expenses related to market entry. Entering the SPP integrated marketplace will achieve a key milestone outlined in the Resource Diversification Policy. Joining a power market facilitates strong regional collaboration by enabling utilities across different areas to share resources, balance supply and demand, and support one another during times of high demand or even emergencies. This not only enhances grid reliability but also benefits our communities with a more resilient and interconnected energy system.

Staff continues to seek out ways to reduce emissions and increase operational efficiency for existing generation assets as performance needs change based on SPP RTO market characteristics and energy goals. We will maintain all Platte River assets, including those scheduled to retire before 2030, to support continual reliable service for our owner communities. We will maintain and further upgrade our existing frame combustion turbine units (frame units) to increase operational flexibility and reduce emissions. These

assets will continue to be an important asset in Platte River's energy portfolio moving forward.

With seven years of progress behind us, Platte River and our owner communities remain committed to advancing the Resource Diversification Policy. While the journey has had many challenges—from a global pandemic to supply chain disruptions and rising costs—the shared vision remains clear, transitioning to a noncarbon energy future while upholding reliability and financial sustainability. Together, we continue moving forward with purpose and resilience. Public power is a vital public health and safety service and we are committed to reliably serving the people of our communities for years to come.


Jeni Arndt
Board chair


Jason Frisbie
General manager/CEO

Platte River at a glance

Platte River Power Authority is a not-for-profit, community-owned public power generation and transmission utility that provides safe, reliable, environmentally responsible and financially sustainable energy and services to Estes Park, Fort Collins, Longmont and Loveland, Colorado, for delivery to their distribution utility customers.

Headquarters

Fort Collins, Colorado

**2026 peak demand of
owner communities**

673 MW

2026 revenues

\$346.2 million

General manager/CEO

Jason Frisbie

2026 deliveries of energy

4,568,226 MWh

2026 operating expenses

\$264.1 million

Began operations

1973

**2026 deliveries of energy
to owner communities**

3,247,675 MWh

2026 capital additions

\$245.5 million

2026 budget positions

319

Transmission system

Platte River has equipment in 28 substations and owns 806 miles of transmission lines.

**2026 debt service
expenditures**

\$24.5 million

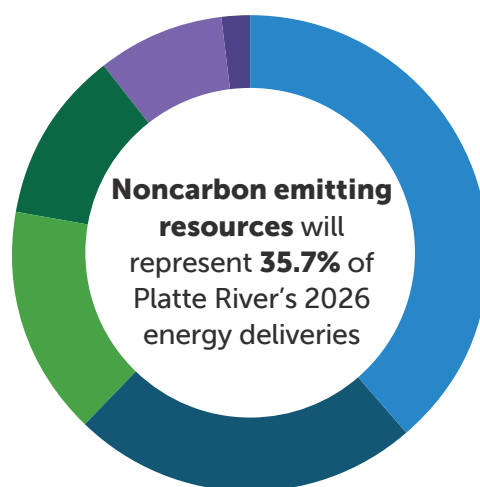
2026 budget capacity and energy

	Nameplate (MW) ⁽¹⁾	Energy deliveries (MWh)
Coal	354	1,769,633
Natural gas	425	88,127
Hydropower ⁽²⁾	75	389,481
Wind power ⁽³⁾	297	1,106,502
Solar	309	535,917
Storage	101	Not applicable
Other purchases	Not applicable	678,566
Total	1,561	4,568,226

(1) Represents summer season capacity available at the end of the year. Additional information is available in the nameplate table of the budget section.

(2) Hydropower capacity varies monthly and with drought conditions.

(3) Includes 72 MW of wind currently sold to other entities, 60 MW of which will return to Platte River in 2030.



2026 system energy (percent)

- Coal **38.8%**
- Other purchases **23.6%**
- Wind **15.5%**
- Solar **11.7%**
- Hydropower **8.5%**
- Natural gas **1.9%**

Adjusted other purchases and wind for renewable energy certificate (REC) sales.

Due to drought conditions, not all hydropower may be considered noncarbon.

Our philosophy

Platte River has long been guided by three foundational pillars that drive our mission and are among the requirements for achieving the Resource Diversification Policy. Together with our vision and values, these pillars inform all Platte River activities and serve as the foundation for our decarbonization efforts.



Reliability



**Environmental
responsibility**



**Financial
sustainability**

Vision

To be a respected leader and responsible power provider improving the region's quality of life through a more efficient and sustainable energy future.

Mission

While driving utility innovation, Platte River will safely provide reliable, environmentally responsible and financially sustainable energy and services to the owner communities of Estes Park, Fort Collins, Longmont and Loveland.





Values

Safety

Without compromise, we will safeguard the public, our employees, contractors and assets we manage while fulfilling our mission.

Innovation

We will proactively deliver creative solutions to generate best-in-class products, services and practices.

Integrity

We will conduct business equitably, transparently and ethically while complying fully with all regulatory requirements.

Operational excellence

We will strive for continuous improvement and superior performance in all we do.

Respect

We will embrace diversity and a culture of inclusion among employees, stakeholders and the public.

Sustainability

We will help our owner communities thrive while working to protect the environment we all share.

Service

As a respected leader and responsible energy partner, we will empower our employees to provide energy and superior services to our owner communities.

Our communities

Platte River Power Authority is a Colorado political subdivision established to provide wholesale electric generation and transmission to the communities of Estes Park, Fort Collins, Longmont and Loveland.



ESTES PARK
COLORADO

Town of Estes Park

Estimated population*:
5,904

Utility: Estes Park Power and Communications, established in 1945

Number of customers:
11,158

2024 retail energy sales:
131,505 MWh



City of Fort Collins

Estimated population*:
169,810

Utility: Fort Collins Utilities, established in 1938

Number of customers:
79,990

2024 retail energy sales:
1,459,862 MWh

*Based on data from the U.S. Census Bureau



City of Longmont

Estimated population*:
98,885

Utility: Longmont Power & Communications, established in 1912

Number of customers:
43,741

2024 retail energy sales:
817,331 MWh



City of Loveland

Estimated population*:
76,378

Utility: City of Loveland Utilities, established in 1925

Number of customers:
42,097

2024 retail energy sales:
708,378 MWh

Board of directors

Platte River is governed by an eight-person board of directors designed to bring relevant expertise to the decision making process. The board includes two members from each owner community.

The mayor may serve or designate some other member of the governing board of their owner community to serve in their place on Platte River's Board of Directors. Each of the other four directors is appointed to a four-year staggered term by the governing body of the owner community represented by that director.



Gary Hall

Vice chair
Mayor
Town of Estes Park



Reuben Bergsten

Director of utilities
Town of Estes Park



Jeni Arndt

Board chair
Mayor
City of Fort Collins



Tyler Marr

Deputy city manager
City of Fort Collins



Joan Peck

Mayor
City of Longmont



Darrell Hahn

Electric utility director
City of Longmont



Jacki Marsh

Mayor
City of Loveland



Sharon Israel

Director of City of
Loveland Utilities
City of Loveland

Senior leadership team

Platte River operates under the direction of a general manager who serves at the pleasure of the board of directors. The general manager is the chief executive officer with full responsibility for planning, operations and the administrative affairs of Platte River. Platte River's senior leadership team has substantial experience in the utility industry.



Jason Frisbie
General manager/
CEO



Tim Blodgett
Chief strategy officer



Travis Hunter
Chief generation and
transmission officer



Sarah Leonard
General counsel



Dave Smalley
Chief financial officer
and deputy general
manager



Melie Vincent
Chief power supply
officer



Mark Weiss
Chief technology
officer



Angela Walsh
Executive director
of board and
administration, board
secretary

2026 performance dashboard

The proposed 2026 Strategic Budget supports Platte River's ongoing efforts to carry out the Resource Diversification Policy while maintaining our foundational pillars to safely provide reliable, environmentally responsible and financially sustainable energy and services to the owner communities.

Reliability

100%

No loss of load to Platte River's owner communities

Transmission

$\geq 97\%$

Adjusted equivalent availability factor

Rawhide Unit 1

0

No controllable outages

Rawhide Unit 1

$\geq 97\%$

Adjusted equivalent availability factor

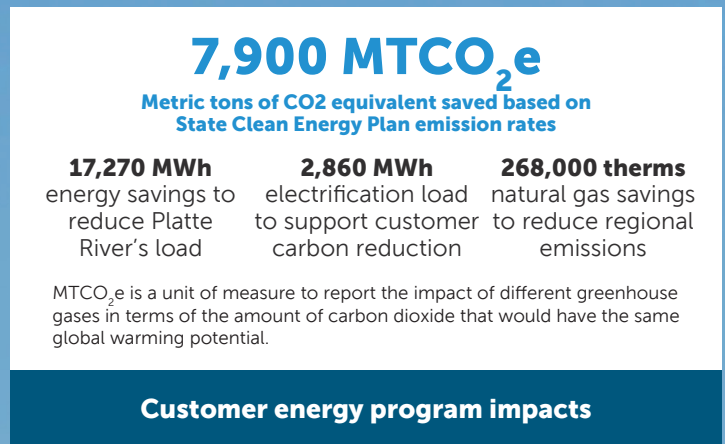
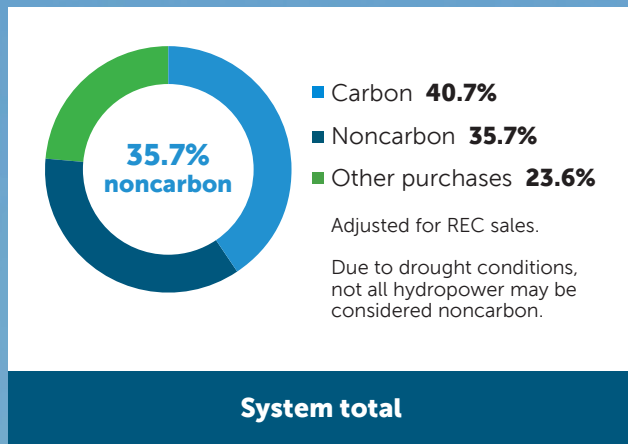
Rawhide frame combustion turbines

0

No unplanned communication outages to Platte River's owner communities

Fiber communications

Environmental responsibility

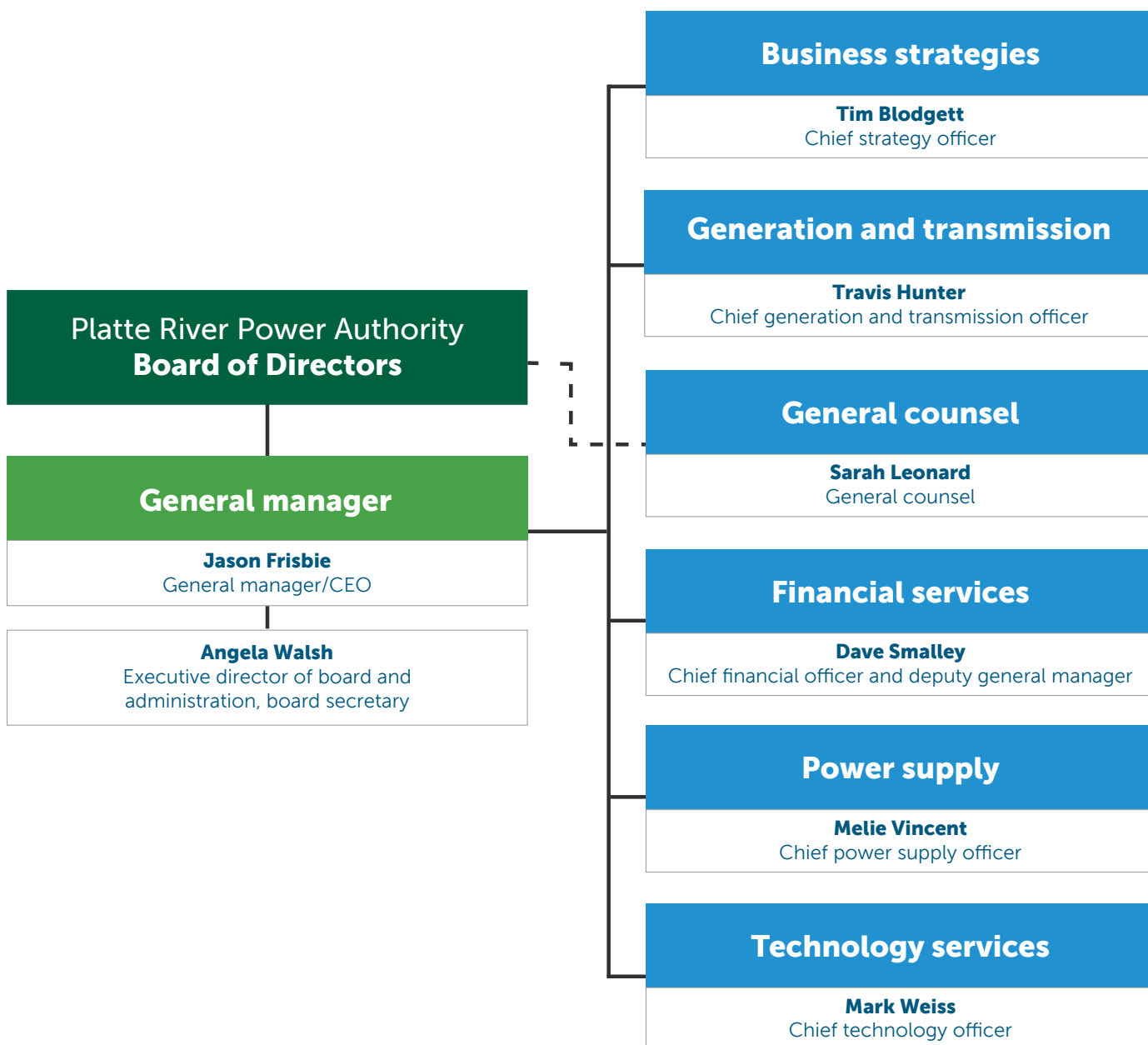


Financial sustainability

Credit rating	1.55x	3%	38%	205
	Fixed obligation charge coverage ratio	Change in net position as a percentage of annual operating expenses	Adjusted debt ratio	Days adjusted liquidity on hand
AA	Target minimum 1.50x	Target minimum 3%	Target minimum Less than 50%	Target minimum 200
Strategic Financial Plan metrics				

Organizational structure

Platte River's organizational structure consists of seven divisions, each containing the departments needed to safely deliver reliable, environmentally responsible and financially sustainable energy and services to the owner communities. A brief description follows of each division and its departments, including 2026 objectives.



General manager

The general manager provides strategic leadership and direction for the safe, ethical and effective operation of Platte River. The general manager consults with, advises and makes recommendations to the board of directors about Platte River's strategic direction and operations, based on Platte River's foundational pillars of system reliability, environmental responsibility and financial sustainability. The general manager also provides oversight and direction for the board secretary and all centralized business and office management functions.

In addition to ongoing operational oversight in 2026, the general manager will continue leading efforts to diversify Platte River's energy mix and achieve the board's and owner communities' carbon reduction goals. Platte River will work with utility leaders from the owner communities to integrate community energy storage projects, enable customer distributed energy resources and facilitate development of the VPP. The general manager will lead these and other essential collaborative efforts between Platte River, the owner communities and regional utilities.

Business strategies

In collaboration with the owner communities, the business strategies division manages relationships critical to Platte River's success, including those with staff, elected officials, owner communities, stakeholders and the public.

Communications, marketing and external affairs develops and executes tactical and strategic plans to support Platte River's mission and provides information about the utility to staff, board members, stakeholders and the public. The department specifically manages internal and external communications, public relations, public education and outreach, community engagement and support, state and federal legislation, and government affairs. These functions support Platte River, Efficiency Works, and other specialized programs like DER. During 2026, the department will deploy significant communications and outreach programs to support Platte River's strategic initiatives. These will build on engagement and collaboration with the owner communities to pursue a noncarbon energy future. Other focus areas include targeted public education efforts about the Resource Diversification Policy, continuing growth in community engagement, including community-wide surveys, navigating public policy proposals at the local, state and federal levels, and supporting regulatory processes for key projects.

Human resources serves as a strategic partner to internal departments, supporting Platte River's organizational goals through effective workforce planning and development. The department remains focused on attracting, developing and retaining top talent, while managing healthcare costs and maintaining competitive employee benefits. In 2026, human resources will prioritize ongoing process improvements, particularly in support of the Rawhide Energy Station transition plan. Efforts also include ongoing refinements to the human resources information system, formally documenting processes and enhancing operational efficiency to support the organization's transition to a noncarbon future.

Safety supports Platte River's core value of workforce, public and asset safety by administering and managing policies that leverage workforce training and education while sustaining and enhancing a safety culture. During 2026, the department will facilitate planned training for all employees and specialized groups while tracking safety certifications required for designated roles. The department will also conduct annual occupational health testing, evaluate and acquire personal protective equipment and systems, provide issue-specific safety training through traditional training methods, improve ongoing video training and engage with third-party subject-matter experts to further enhance and foster a healthy and strong culture of safety throughout the organization.

The **emergency response team** protects staff and infrastructure at the Rawhide Energy Station and provides mutual aid assistance to the owner communities, the Nunn Fire Protection District and the Wellington Fire Protection District. The team of firefighters is certified by the state of Colorado in structural firefighting, hazardous material operations and medical response. The team includes several licensed and certified emergency medical technicians. In 2026, they are scheduled to conduct 10 training events and perform the required annual system testing and inspection following National Fire Protection Association standards.

Generation and transmission

The generation and transmission division manages several of Platte River's core functions – power generation and delivering high-voltage electricity to substations in the owner communities. This division comprises several departments and teams collaborating to fulfill Platte River's core operations and strategic direction.

Power generation

The power generation departments perform every job associated with the generation of electricity at the Rawhide Energy Station. These departments manage plant operation and maintenance, fuel handling, control systems, design and engineering, and building and property maintenance.

Power generation administration oversees power generation, plant operations, maintenance, engineering, fuel handling and facilities maintenance at the Rawhide Energy Station. Continued efforts in 2026 will include further adapting the Rawhide Energy Station to changing market conditions driven primarily by increased use of intermittent renewable resources and participation in the SPP WEIS market while transitioning to the SPP RTO. The team will continue to work on the Rawhide Energy Station transition plan and decommissioning plan for Rawhide Unit 1.

Plant engineering services supports operations and maintenance activities for all Rawhide Energy Station infrastructure related to power generation. Primary functions include troubleshooting process issues, inspecting and assessing major plant equipment during outages, providing maintenance assistance, and identifying and implementing capital projects. During 2026, the department will continue to make reliability and availability improvements to the frame units and enhance the flexibility of Rawhide Unit 1 to meet evolving market demands and accommodate increased noncarbon resources more

effectively. The team will also help prepare Platte River enter the SPP RTO and manage the aeroderivative combustion turbine project.

Plant mechanical maintenance conducts safe and effective maintenance of all mechanical equipment and systems at the Rawhide Energy Station. The team plans to execute all projects with the highest regard to safety for personnel and the equipment. The team will also conduct ongoing mechanical maintenance on all generating assets at the Rawhide Energy Station.

Plant instrumentation and electrical conducts safe and effective maintenance of all low- and medium-voltage electrical equipment, instrumentation and control systems at the Rawhide Energy Station. The team performs troubleshooting and repair services for Rawhide Unit 1 and the frame units. It is also responsible for North American Electric Reliability Corporation (NERC) compliance activities for several reliability and critical infrastructure protection standards, state-required maintenance of the boiler instrumentation and controls and performing covered tasks supporting the Colorado Department of Transportation (CDOT) regulation of the natural gas pipeline. During 2026, the team will perform preventive maintenance and prioritize corrective action to maintain generation reliability. The team will also support various capital improvement projects and preparation for the new aeroderivative units at the Rawhide Energy Station.

Plant fuel handling manages the coal supply to Rawhide Unit 1 and maintains all buildings and structures, roofing, roads, heating, ventilation and air conditioning (HVAC) systems, lighting, plumbing, elevators, doors, windows and floors for all 48 buildings at the Rawhide Energy Station. The department is responsible for operating the rotary car dumping system, suppressing dust in all plant areas, maintaining the Rawhide short-line railroad system and managing fly and bottom ash from Rawhide Unit 1. The team also manages the bison herd and maintains the grounds including landscaping, rangeland management, weed and pest control and fencing. Objectives for 2026 include maintaining an adequate coal supply, efficiently transferring ash from the plant to the monofill in compliance with regulatory requirements and sustaining effective dust suppression throughout the facility.

Plant operations manages and maintains all systems and components of Rawhide Unit 1 and the frame units to maintain reliable generation that meets load demand and other obligations. In addition, the department supports operations of the water pump stations that serve the Rawhide Energy Station. The group will work in 2026 to support the reliability of Rawhide Unit 1 with greater operational flexibility, allowing quicker adjustments to power output and improved efficiency at lower levels when needed.

Power delivery

Power delivery manages the complex, long-term planning and real-time demands of Platte River's high-voltage transmission and fiber optic systems to deliver energy and services to the owner communities. Power delivery also oversees facilities, physical security and fleet. Staff leverages various tools to continually monitor thousands of system components to enhance performance and maintain system reliability. This requires developing plans to upgrade existing transmission facilities and building new transmission facilities to meet future customer reliability requirements and optimize participation in the SPP WEIS market and SPP

RTO. Power delivery is critical to the continued resilient operation of Platte River's transmission system that supports the distribution systems of the owner communities.

System engineering is responsible for transmission planning, transmission line design, substation design, substation relaying, and many compliance-related activities. The department also provides engineering services under intergovernmental agreements with the owner communities when requested. In 2026, the team will provide engineering support and project management for the Rawhide Substation expansion to accommodate interconnecting new generation resources to the transmission network, as well as increase the reliability and operation of the existing generation interconnection. Engineering will also support interconnection of the utility-scale energy storage project to the Severance Substation.

System maintenance is responsible for maintaining and supporting the building of electrical substation assets, including those wholly owned by Platte River and assets owned by the distribution utilities of the owner communities. The department also inspects and maintains Platte River's 230 kV and 115 kV transmission lines. Collaborating with internal and external groups, the department manages equipment installations and inspections for capital projects, provides ongoing maintenance and conducts testing of substation equipment. During 2026, the team will perform relay and meter testing, transformer maintenance, battery maintenance and breaker maintenance at Platte River substations. The team will perform ongoing systemwide vegetation management and oversee contracted maintenance on the transmission system. The department will also work with system engineering to complete upgrades and improvements to substations and transmission line configuration changes for highway construction.

System operations safely and reliably operates Platte River's transmission system, delivers power to the owner communities, administers the transmission tariff and provides training to applicable Platte River personnel and selected employees of the owner communities. The department also conducts coordinated transmission operations with neighboring reliability operators while complying with all required NERC and Western Electric Coordinating Council (WECC) reliability standards and in accordance with Platte River's processes and procedures.

Fiber optics manages and maintains the fiber optic network, which provides high-speed, digital connectivity between Platte River's generating assets, transmission system and community distribution systems. Fiber optic cables ring each of the owner communities, enabling more fully integrated systems and are interconnected by long-haul cables. Core activities include maintenance, management and documentation of the physical fiber optic infrastructure, new installation and relocation of existing fiber optic cable.

Telecommunications maintains the safe operations, reliability and security of Platte River's wide-area communication network that drives and protects the transmission system's operation. Telecommunication infrastructure supports supervisory control and data acquisition (SCADA) and other transmission system functions including real-time operations communication with interconnected utilities. Support for the Open Systems Interconnection model deployment will continue into 2026. The department will shift focus to expanding this network and new connection needs as they arise from internal and external customers.

Headquarters facilities is responsible for all building and grounds maintenance and repairs at the headquarters campus and substations. The team oversees maintenance activities so that spaces, structures, and infrastructure are in optimal operating condition. They manage and perform routine, scheduled and anticipated maintenance on building equipment and systems that support the bulk electric system. Facilities also oversees maintenance at 27 sites around the owner communities. During 2026, the team will focus on completing facilities condition assessments as a part of the facilities master plan, design for a new outbuilding, a small construction project at the Boyd Substation and a storage addition for the Energy Engagement Center.

Physical security designs, implements and supports access control systems, administers intrusion detection systems at substations, manages video surveillance systems, oversees security guard services, reviews security policies and procedures for all Platte River locations, and oversees multiple critical infrastructure protection standards to support compliance. In addition to ongoing operations in 2026, the team will replace security components at all Platte River-maintained sites that have reached the end of their lives.

Fleet is responsible for purchasing, licensing and maintaining all Platte River vehicles. The group also maintains records and performs inspections required by CDOT. In 2026, the department will continue developing the CDOT compliance program for all Platte River commercial motor vehicle operators.

General counsel

The general counsel division oversees Platte River's legal, environmental compliance and reliability compliance functions.

Legal provides a broad range of services to support Platte River's operations and strategic initiatives. Services include managing complex transactions, legal and regulatory compliance, support and advice to senior leadership and the board of directors, risk management and dispute resolution, contract management and review, and support for human resources and real estate matters. The legal department also supervises relationships with retained counsel who assist in specialized areas such as water law, public finance, pension and Federal Energy Regulatory Commission (FERC) regulations. The legal department works with outside counsel in legal proceedings to protect Platte River's interests, as appropriate. In 2026, the legal department will support Platte River to develop further renewable energy and storage projects and the VPP. This includes requests for proposals (RFP) through term sheet development and final contract negotiations, advising on the legal implications of legislative and regulatory changes, continuing to support modernizing contracting processes and documents, improving information governance and privacy practices and helping train staff on legal and compliance obligations. Legal will support Platte River as it enters the SPP RTO.

Environmental compliance oversees Platte River's adherence to federal, state and local environmental regulatory requirements governing Platte River's operations. The department's primary activities include obtaining and managing compliance with various permits, reporting key operational data to local, federal and state regulatory agencies, monitoring emissions, managing environmental projects, assessing emerging regulatory changes, and collaborating with trade groups and other utilities on environmental topics. The department will continue

supporting activities in 2026 that advance the Resource Diversification Policy, including environmental support for permitting and constructing the new aeroderivative units.

Reliability compliance provides oversight and guidance on all NERC and WECC reliability obligations enforceable under the Energy Policy Act of 2005. Activities include compliance risk analysis and monitoring as well as compliance implementation guidance and support. In addition to providing reasonable assurance to senior leadership that Platte River meets all NERC and WECC regulatory compliance obligations, the department will continue to develop and implement a risk assessment and internal controls framework in 2026. This framework enables Platte River to demonstrate effective risk mitigation practices to WECC staff ahead of Platte River's next formal audit.

Financial services

The financial services division protects the short- and long-term financial sustainability of Platte River, manages the organization's financial risk and supports organizational leadership through the following functions.

Accounting manages the transactional side of accounting, including capital, fuel and invoicing for the organization. This team also provides reporting to managers, directors and senior leaders to make informed decisions in these areas. Accounting also assists with coordinating the annual financial audit and budget preparation.

Treasury manages Platte River's cash, investments and debt to verify that the organization has sufficient financial resources to fund projects and initiatives while meeting the organization's financial targets. Treasury includes Platte River's accounts payable, purchasing, warehousing, inventory control and contract administration functions.

Financial reporting and budgeting monitors and reports on Platte River's financial status. Focuses include budget development and monthly and annual financial reporting, which provide managers, directors, senior leaders and the board of directors with the tools and information they need to make informed decisions. This team manages the financial system, including evaluating opportunities to leverage best practice and take advantage of additional functionality and updates to the system in close collaboration with other stakeholders. This team also coordinates Platte River's annual financial audit and leads the budget process in compliance with Colorado local government budget law.

Financial planning and rates is responsible for long-term financial planning using established models and works closely with the resource planning department. In collaboration with senior leadership and the board of directors, this team establishes rate strategy and design, maintains the rate-setting policy and establishes rate tariffs. This team is also responsible for counterparty credit management within the energy trading and risk management system and maintaining the energy risk management policy and guidelines.

Enterprise risk management drives the coordination of risk management activities across Platte River. This includes facilitating risk assessments, supporting mitigation efforts in collaboration with risk owners and reporting to the risk oversight committee. The enterprise risk management team partners with internal audit and the risk oversight committee to

proactively enhance, sustain and evolve the enterprise risk management program to meet emerging challenges.

Internal audit provides independent, objective assurance and advisory services. These include evaluating the effectiveness of governance, risk management and control processes, identifying risks to organizational objectives, and evaluating processes for compliance with regulations, policies and procedures. Internal audit helps Platte River leadership understand risks and provides recommendations to improve the effectiveness of governance, risk management and internal control processes.

During 2026, the financial services departments will continue to support best practice, training and functionality expansion and enhancements within financial information systems; continue supporting SPP RTO entry; and analyze cost allocations, rate designs and financial modeling improvements. The risk team will continue to expand the enterprise risk management program.

Power supply

The power supply division oversees ongoing participation in power markets and generation dispatch to minimize the net variable cost to serve owner community load, while driving Platte River's evolution toward a noncarbon energy future.

Power markets and generation dispatch plans and schedules generating resources to reliably and economically meet energy requirements of the owner communities. The department optimizes available resources using bilateral transactions and organized energy markets. In 2026, Platte River will transition from the SPP WEIS market to the SPP RTO on April 1. This move supports Platte River's strategic initiatives and the Resource Diversification Policy. The change requires new market software, new market products and completion of all data submissions and training requirements.

Portfolio strategy and integration advances the Resource Diversification Policy through resource planning and procurement of renewable energy and storage resources. Staff utilizes industry-standard modeling software and extensive analysis to develop long-term integrated resource plans and quarterly power supply plans for budgeting, financial modeling and wholesale rate projections. The department also provides analytical support for power transactions and portfolio optimization. During 2026, the department will continue to focus on planning and portfolio optimization by marketing excess capacity and procuring resources, as needed. Additionally, the department will support Platte River's portfolio integration into the SPP RTO and begin working on the 2028 Integrated Resource Plan (IRP).

The **DER** team leads the coordinated and collaborative effort between Platte River and the owner communities to integrate DER, making them part of a reliable, financially sustainable and increasingly noncarbon electric system. DER are technologies deployed on the electric distribution system or on customer premises that can provide benefits to all customers through electric system optimization. DER technologies include efficiency, electrification, demand response, storage and distributed generation.

The department helps plan, develop and operate technologies that support DER management through increased visibility, predictability and, where possible, dispatchability. This includes working with the owner communities and Platte River's distributed energy solutions department to support deployment and registration of customer DERs and working with the owner communities to develop and deploy utility-procured DERs, like battery storage, on the distribution system. In 2026, the department will focus on several projects including grid DERMS and the VPP as well as support for planning, permitting and construction of four-hour energy storage in the owner communities.

Distributed energy solutions leads the development and implementation of customer energy programs, providing technical and financial support to help customers use energy more effectively. The department works with staffs from the owner communities to provide distributed energy solutions under the Efficiency Works brand. They also track and report on customer energy program effectiveness. In 2026, the department will continue to expand program offerings to include DER technologies that advance the Resource Diversification Policy. The department will continue to evolve customer energy programs, focusing on energy efficiency, building electrification and non-controlled EV services. The existing distributed energy solutions offerings will provide the foundation for future customer programming by including EV charge management, demand flexibility and battery storage initiatives.

Fuels and water manages the procurement and delivery of critical resources necessary to operate generation facilities reliably and efficiently. Primary activities include contract management, optimization of coal and rail agreements, water supply management and planning for future fuel and water needs. In 2026, staff will continue to provide key leadership for the Chimney Hollow Reservoir project during the fill phase, the Northern Water regional water organization, and the Trapper Mine board as that facility approaches retirement and requires reclamation. In addition, staff will explore future water projects and partnerships to optimize Platte River's water resources portfolio, including marketing two Windy Gap units for sale in 2026. Coal delivery management for Rawhide Unit 1 will remain a priority while staff also advances natural gas firming strategies to support current and future dispatchable generation.

Technology services

The technology services division, composed of six functional teams, enables a secure and reliable technology ecosystem by leading Platte River's digital transformation with innovative strategies and solutions.

Information and cyber governance develops the cybersecurity strategy and manages the cyber risk remediation program. The department designs and implements Platte River's asset and vulnerability management programs. It also provides information governance support to the organization, making data and information more available, reliable, secure and transparent. The department researches technical security controls, manages security systems and provides cybersecurity education for the organization.

Client technology and endpoint security manages end-user computing devices and applications, as well as other departments' backend systems to deliver services to end users.

This includes managing laptops and desktops, special-purpose computers, non-enterprise software, audio and video systems, building support systems, printers, mobile devices and other technology. The team handles service desk support, client-facing system administration and mobile device management via on-premises and cloud tools. The department collaborates with others to supply project resources, provides access services for market resources (local security administration), coordinates technology services communications and remediates security vulnerabilities on client devices.

SCADA services maintains the reliability, resilience, security and compliance of the central control systems that are used to operate Platte River's high-voltage transmission lines and electrical substations and monitors the surrounding regional transmission systems that impact load. The team provides transmission system asset control, situational awareness, advanced applications and operations data exchange with critical partners while overseeing compliance with NERC regulations.

Enterprise applications manages the lifecycle of all enterprise applications, including data center and cloud-based applications used across the enterprise or by a large part of Platte River's user community. Examples include the financial, maintenance management and human resources information systems. Activities include supporting other departments with applications-related business needs analysis, requirements gathering, product research, vendor evaluations, project planning, contractor management and ongoing maintenance.

Enterprise infrastructure manages other departments' backend systems to deliver services to end users. The department maintains reliability for the information technology network and systems. The team designs, implements and manages wired and wireless enterprise networks, firewalls, servers, virtualization systems, storage systems and backup and recovery solutions.

Project office maintains the project portfolio and works with leaders, staff and other departments to perform project intake and assist in project document creation. This functional team represents continued evolution of project portfolio management at Platte River as the organization works toward best practices in project planning, prioritization and execution. During 2026, the project office will initiate and manage multiple projects central to Platte River's operations and long-term objectives.

Summary



Proposed 2026 Strategic Budget highlights

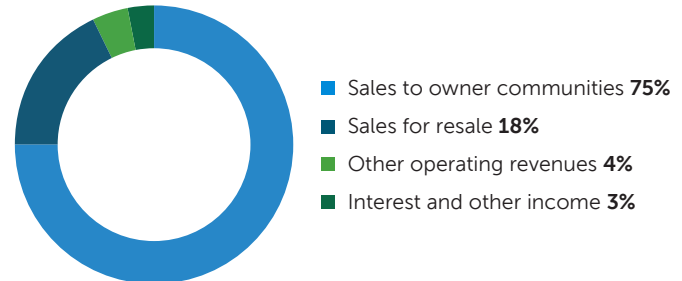
The Platte River Power Authority proposed 2026 Strategic Budget, produced under the direction of the organization's leadership, aligns with the long-range strategic plan to provide community leaders, stakeholders and the public with a transparent roadmap of Platte River's tactical, operational and capital plans for the coming year.

Platte River's 2026 budget enables ongoing investments to transform the organization based on its strategic initiatives and core operations. These reflect Platte River's foundational pillars of system reliability, environmental responsibility and financial sustainability. The pillars guide the decision making process that directs the resource allocations, revenues and expenses detailed in the budget.

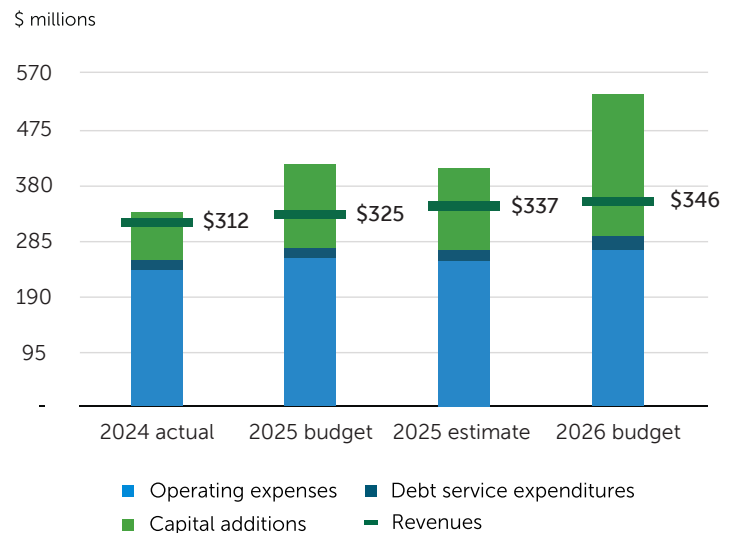
Platte River manages expenses from a broad perspective with the goal of operating the system in a safe, compliant and reliable manner while expanding environmental stewardship. Platte River communicates and collaborates with the owner communities to align processes and outcomes for the benefit of all customers.

Platte River's budget includes \$346.2 million in revenues and \$534.1 million in expenditures, consisting of operating, capital and debt. After a contingency appropriation of \$102.0 million, \$289.9 million of funding is budgeted from prior reserves and debt financing. Of the \$509.6 million in operating expenses and capital additions, approximately 53% and 47% are allocated to activities supporting strategic initiatives and core operations, respectively.

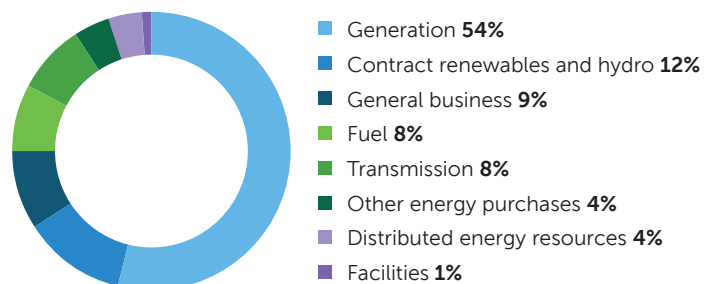
Revenues



Revenues and expenditures



Operating and capital additions



Strategic initiatives

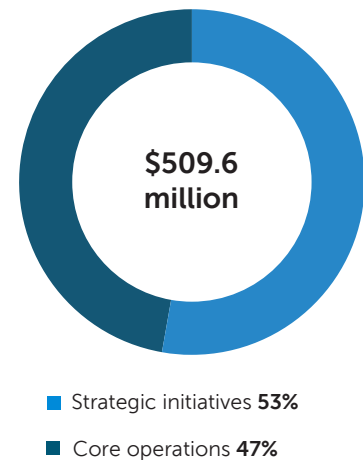
\$268.5 million, 53% of operating and capital

- Resource diversification planning and integration, \$261.6 million, 51%
- Community partner and engagement, \$2.3 million, 1%
- Workforce culture, \$2.4 million, 1%
- Process management and coordination, \$2.2 million, <1%

Activities

- Noncarbon resources infrastructure and planning, including commercial operation of Black Hollow Sun (phase 2) and continued efforts on additional renewable resources
- Dispatchable capacity through energy storage including Weld Energy Storage and distribution-level batteries, VPP including DERMS and programs, and aeroderivative technology
- Operational flexibility and joining the SPP RTO
- Public engagement including new strategy and surveys
- Workforce evolution and development
- Project management and enterprise risk management

Operating expenses and capital additions



Core operations

\$241.1 million, 47% of operating and capital

- Generation, including fuel, \$123.0 million, 24%
- Energy purchases including wind, solar and hydropower energy in commercial operation, \$62.7 million, 12%
- Transmission, \$43.7 million, 9%
- Customer energy programs, \$11.7 million, 2%

Activities

- Rawhide Energy Station and Craig Generating Station preventive, proactive maintenance and capital improvements for reliability, safety, efficiency and environmental compliance
- Ongoing operations and maintenance of the transmission and fiber optic systems
- Proactive capital investments including frame combustion turbine projects, start of a new substation, transmission line upgrades and modifications, transformer replacement, and fiber optic replacement and expansion
- Continued generation from wind and solar resources under power purchase agreements (PPAs)
- Customer energy programs
- Community initiatives and facilities projects
- Staffing plan to support Rawhide Energy Station transition planning, organization changes and strategic initiatives

Strategic initiatives

\$268.5 million, 53% of operating and capital

Platte River is committed to pursuing the board-adopted Resource Diversification Policy that directs leadership to work toward a 100% noncarbon energy mix by 2030 while maintaining the organization's foundational pillars. According to the policy, achieving this goal requires key advancements in battery storage technology, transmission infrastructure, distributed generation resource performance and active participation in an organized energy market. Additional information about Platte River's progress toward the Resource Diversification Policy is available at prpa.org/future.

In 2026, staff will continue following the guidance of the 2023 Strategic Plan that provides high-level direction for implementing Platte River's vision and mission, anchored by the foundational pillars. The 2023 Strategic Plan is available at prpa.org/2023-strategic-plan. The current strategic initiatives are:

- Resource diversification planning and integration
- Community partner and engagement
- Workforce culture
- Process management and coordination

The following information highlights investments in 2026 that support each strategic initiative.

Resource diversification planning and integration

\$261.6 million, 51%

Platte River's resource diversification planning and integration efforts focus on implementing a resource portfolio that reliably serves Platte River's owner communities ahead of the retirement of all coal-fired resources. This initiative includes implementing technology and data analytics to modernize the electric grid, optimize assets for participation in an organized market and capture opportunities as the industry continues to evolve. These efforts prioritize new noncarbon resources, dispatchable capacity, emerging technologies, strategic transmission expansion, participation in the SPP RTO, operational flexibility of existing resources and investments in critical water resources.

Noncarbon resources

Noncarbon resources are projected to supply 35.7% of Platte River's total energy portfolio in 2026, which includes the impact of REC sales. By adding solar, wind, and storage ahead of coal retirements, Platte River is spreading out necessary investments and resulting rate impacts across multiple years while building critical operational experience. This approach supports interim carbon reduction goals of the owner communities.

Black Hollow Sun (150 MW-phase 1) will enter commercial operation in 2025. In fall 2026, Black Hollow Sun (phase 2), a 107 MW expansion, will begin commercial operation. Combined, these projects are the largest solar project to date in northern Colorado and will generate over 600,000 MWh annually, equivalent to the energy needed for approximately 73,000 homes. During 2026, Platte River staff will work actively to identify additional renewable resources to advance Platte River's and the owner communities' shared decarbonization goals.

Dispatchable capacity

In accordance with the Resource Diversification Policy, Platte River is working to replace traditional coal generation with renewable energy and investing in dispatchable technologies to maintain reliability. In 2023, Platte River's Board of Directors unanimously approved a resolution of support for highly flexible, dispatchable capacity through a three-pronged approach: energy storage, a VPP and aeroderivative combustion turbine technology. This approach will help Platte River manage dark calms (extended periods of low or no renewable generation) while supporting regional markets and transmission services to maintain reliable delivery of energy to the owner communities.

Energy storage

During 2025, Platte River entered into an agreement for a utility-scale 100 MW four-hour (400 MWh) lithium-ion battery project known as Weld Energy Storage, the first large-scale energy storage project in Platte River's history. Permitting and construction will begin in 2026 in Severance, Colorado, adjacent to the Black Hollow Sun project. Utility-scale batteries are generally installed at the site of a generating resource or placed on the transmission system at substations to help balance electric supply and demand. Commercial operation is expected by December 2026. The agreement is a financing arrangement under the principles of Governmental Accounting Standards Board (GASB) Statement No. 87, Leases, requiring the recognition of a lease liability and corresponding amortizable lease asset, currently estimated to be \$198.9 million, with funding appropriated as debt service of approximately \$14.7 million per year beginning in 2027 through 2046. Additional information is available in the debt service expenditures and debt-like obligations section of this document.

To facilitate this project, Platte River completed an additional interconnection bay at Severance Substation to connect the utility-scale battery to the grid. The battery developer will partially reimburse these costs to complete this multiyear project total cost of approximately \$1.2 million, net of reimbursement, started in 2024.

Platte River is partnering with all four owner communities to develop distribution-level battery storage. In 2021, Platte River issued an RFP for vendors to provide dispatchable capacity from battery storage systems connected to owner community distribution systems. The goal is to have at least one 5 MW, four-hour (20 MWh) battery in each owner community to enhance distribution systems' load flexibility, improve local distribution reliability and offer potential market benefits.

Owner community-specific objectives:

- Loveland, Longmont and Fort Collins: These battery storage projects may help address future renewable generation, load mismatches and manage peak distribution equipment constraints.
- Estes Park: In addition to similar services listed above, the battery may support a future microgrid. In 2024, Platte River and Estes Park received a contingent \$0.4 million award from Colorado's Microgrids for Community Resilience Grant Program.

These distribution-level battery systems will be owned, installed and maintained by a third-party vendor. The battery systems will be Platte River resources operated in collaboration with the owner community distribution systems through the VPP initiative. Site assessment and design began in 2025, with project commissioning targeted for early 2027.

To prepare for these distribution-level storage projects, Platte River will oversee and construct the interconnections, investing an estimated \$0.8 million in 2026 to finalize the total \$3.8 million multiyear project. The interconnection facilities procured by Platte River include:

- Medium voltage cables, relaying and interrupters
- Conduit systems
- Control, metering and communication equipment

Virtual power plant

A VPP aggregates flexible DER like, batteries, EVs, and controllable devices (for example, air conditioners) to provide grid services like a traditional power plant. Customers can voluntarily enroll their DER to support grid capacity and energy needs. The VPP is expected to grow significantly, with projected capacity reaching 30 MW by 2030 and 93 MW by 2040, excluding the 20 MW of distribution-level storage discussed previously.

In 2024, Platte River issued an RFP to obtain technology and services to support the VPP's development. The RFP has two main scopes:

- Design and implement a grid DERMS: This system will support the coordinated operation of grid-scale DER by Platte River and the owner communities, enabling the VPP to support renewable energy integration and system reliability.
- Customer incentive programs and edge DERMS: Develop programs to incentivize customers to enroll their DER in the VPP as well as a system that can communicate with and control customer DER at the grid edge, behind the meter.

In 2026, Platte River will invest \$2.9 million to complete a \$5.3 million implementation of phase 1 of its DERMS software. This phase will integrate owner community data from customer information systems, geographic information systems, advanced metering infrastructure and meter data management systems. The next phase for market and distribution management modes is a separate project and is anticipated to begin in 2027.

Phase 1 also includes hardware and software installation purchased from the vendor selected through the 2024 RFP, with final scope and contracting underway. Key components include:

- Developing a DER registry to compile data from various utility sources for the DERMS.
- Creating a unified DERMS for monitoring and controlling diverse DER (like solar, storage, EVs, smart thermostats) to optimize their impact on the electric system.
- Monitoring and forecasting distributed solar performance using weather-based models.
- Managing the edge DERMS, which manages consumer DER through cloud-based integrations, supporting customer DER operations like smart thermostats, EVs and storage.

Platte River will also invest approximately \$1.0 million in developing, implementing and incentivizing enrollment in customer programs managed through an edge DERMS. Beyond these edge DERMS-specific investments, an additional estimated \$3.2 million is planned for distributed energy solutions and other DER expenses that support long-term, strategic VPP and DER initiatives.

Aeroderivative technology

Platte River engaged an independent consultant to assess the landscape of low- and no-carbon fuels and dispatchable power generation technologies. Platte River's 2024 IRP explains the technology selection process. Both the IRP and the results from the generation technology screening by the third-party consultant are available at prpa.org/2024irp. After assessing options, Platte River accepted the consultant's recommendation and concluded the best option is highly flexible, state-of-the-art aeroderivative combustion turbine technology.

Aeroderivative units will support reliability and financial sustainability as Platte River increases investment in renewable resources to offset retirement of its coal-fired generation by the end of 2029. These units start and ramp quickly to respond to the changing output of wind and solar resources, allowing Platte River to reliably invest in more noncarbon generation. They have lower maintenance and fuel costs compared to Platte River's existing frame units. Additionally, aeroderivative units can provide ancillary services to support overall grid stability by operating in synchronous condenser mode (synchronized to the grid but not consuming fuel or producing energy).

In 2025, Platte River completed preliminary engineering for new aeroderivative units at Rawhide Energy Station. The Colorado Department of Public Health and Environment accepted Platte River's emissions permit application, and Larimer County issued a 1041 land use permit to site the aeroderivative units at Rawhide Energy Station. A final state-issued construction permit is anticipated by early 2026.

To stay on track with its decarbonization timeline, Platte River must advance aeroderivative unit construction activities alongside the permitting process. A key focus in 2026 will be procurement, with approximately \$210.5 million of a total estimated \$623.1 million multiyear investment through 2028 needed for milestone equipment payments and engineering, procurement and construction services.

In 2026, Platte River will also invest in the following projects that support the aeroderivative units:

- **Water infrastructure:** This project includes design, procurement and construction of a new service and potable water treatment system, expanded demineralized water infrastructure and a 500,000 gallon storage tank. The new system will use direct filtration technology and can operate alongside or replace the existing system. Demineralized water upgrades will include pumps, filters and piping to connect with portable units that can be serviced offsite. With a 2026 investment of \$1.0 million, the total project cost is estimated to be \$25.1 million, but depends on final project scope. These upgrades address flexibility and capacity constraints to meet future demands of the aeroderivative units.
- **Gas infrastructure upgrades:** Pipeline modifications and new interconnections with additional gas suppliers are needed at the Owl Creek gas yard to meet higher pressure demands of the aeroderivative units, diversify supply and add redundancy. A new fuel flow meter will also be installed for accurate measurement of gas purchases. Estimated costs in 2026 are \$0.3 million to begin design of this estimated \$24.0 million multiyear project expected to run through 2029.
- **12.47 kV switchgear replacement:** This project will phase out the aging 12.47 kV switchgear in the Rawhide Substation control building, which supports multiple facility loads. Initially, the new switchgear will operate in parallel with the existing system, with cables retained for future flexibility. After Rawhide Unit 1 retires, the original switchgear will be retired and the breaker repurposed. The project also includes upgrading the feeds for maximum reliability and supports reliable load sourcing for the next 45 years. Procurement and construction will continue in 2026, with an investment of \$2.1 million of an estimated total project cost (at expected completion in 2028) of \$8.7 million.
- **Control room upgrades:** This project will upgrade and reconfigure the distributed control system displays to enable unified monitoring of Rawhide Unit 1, the existing frame units and future aeroderivative units. The scope includes potential structural expansion of the control room, installation of a horseshoe-style operator console, three video walls and repositioned desks and displays. Additional work includes network and control cable rerouting, reassignment of display functions and new flooring for improved cable management. The reconfiguration is estimated to cost \$1.0 million in 2026, out of the total multiyear cost of \$2.0 million, and will enhance efficiency, operator visibility and scalability.
- **Rawhide Substation expansion:** To support the aeroderivative units and other possible future resources, Platte River will continue efforts to expand the existing Rawhide Substation for completion in 2028 by investing approximately \$9.0 million toward site development and equipment procurement. With a total multiyear project cost of approximately \$22.1 million, this project includes grading land at the site, foundations, modifications to existing structures, equipment installation and additional perimeter fencing.

Operational flexibility

Platte River's existing natural gas frame units play a growing role in supporting noncarbon resource integration, participating in the SPP WEIS market and SPP RTO and meeting peak energy demand. In 2026, one frame unit will receive upgrades to increase summer peaking capacity by 12 MW and potentially improve heat rate and reduce NOx emissions. The 2026 budget includes the first \$0.9 million of the total estimated \$2.1 million multiyear cost for this upgrade.

Approximately \$0.4 million will be invested for additional infrastructure installed on a frame unit to enable zero purge credit startup capability which reduces startup time by eliminating the need to perform an air purge, allowing faster grid synchronization. Workers will achieve this by installing a triple block and bleed system upstream of the gas control valves. These modifications improve system safety, reduce fuel use, minimize component wear and increase revenue potential without increasing maintenance requirements.

Platte River will also work with consultants and industry experts in 2026 to gain more knowledge on firming natural gas supply options given the growing role of this fuel type in supporting overall system reliability during noncarbon resource integration.

SPP RTO

Platte River will join the SPP RTO in April 2026, achieving active participation in an organized regional market, which the Resource Diversification Policy recognized as a necessary advancement. Organized power markets foster strong regional collaboration by enabling utilities across different areas to share resources, balance supply and demand, and support one another during times of high demand or even emergencies. The SPP RTO offers day-ahead, real-time and ancillary services markets as well as transmission components with enhanced operational efficiencies and improved reliability. It provides access to more robust market tools, such as economic dispatch and unit commitment, resulting in greater value for participants, increased reliability, reduced overall system costs and a more rapid transition to a cleaner energy future. Additional information about the SPP RTO is available on SPP's website at spp.org/western-services/rto-expansion/.

In 2025, Platte River began implementing new market software including new modules and upgrades to existing systems to support SPP RTO participation. Of the total estimated \$2.2 million multiyear project cost, \$0.4 million is budgeted in 2026 for final implementation and pre-implementation subscription costs to complete the project. The software will support bid development, settlements and market analytics, enhancing Platte River's ability to operate efficiently in the SPP RTO. In addition to software, approximately \$0.3 million will be invested to complete contracted project management, process development and other implementation services necessary to successfully enter the SPP RTO.

Staff will continue participating in ongoing RTO development, implementation and operation. This strategy includes exploring natural gas firming options and transmission congestion rights management to best position the organization within the complexity of the RTO.

Participation in the SPP RTO represents a significant shift in how many revenues and expenses originate and are transacted. For example, bilateral purchases are expected to

decrease significantly after joining the SPP RTO based on the market's ability to dispatch diverse resources more economically than two independent counterparties. While Platte River gains experience in the expanded markets, the full impact of the SPP RTO is uncertain. Modeled market and operating assumptions will differ from actual results.

Community partner and engagement

\$2.3 million, 1%

The 2023 Strategic Plan emphasizes greater engagement and collaboration with the owner communities to collectively pursue a noncarbon energy future and build a regional identity. Platte River will work to enhance partnerships with the owner communities and increase regional visibility through continued engagement efforts, accessible education and communication, and ongoing community support and involvement activities.

Communications, marketing and external affairs

In 2026, the communications, marketing and external affairs team will coordinate events to commemorate milestone projects, including commercial operation of Black Hollow Sun. These events bring together diverse stakeholders to recognize and celebrate the owner communities' progress toward a noncarbon energy future.

A formal public relations strategy will be launched midyear to expand awareness of Platte River's role in the energy transition. Additionally, an external affairs and advocacy strategy will be developed to strengthen relationships with policymakers and stakeholders, support regulatory processes and maintain a stable policy environment. Platte River will also conduct surveys in 2026 to inform education and engagement efforts.

Platte River's public education program, launched in 2023, will continue to reinforce regional identity and highlight collaboration with the owner communities. A \$0.4 million investment supports a multimedia outreach campaign showcasing Platte River's Resource Diversification Policy progress.

Workforce culture

\$2.4 million, 1%

In 2026, Platte River will continue strengthening its high-performing workforce by enhancing hybrid and remote work models, refining performance management and fostering both digital and in-person engagement. The human resources team will support cross-functional collaboration and employee morale through structured initiatives and appreciation events.

Workforce planning will expand to support the Rawhide Energy Station transition plan, with a focus on cross-training and building a multi-skilled team. Human resources initiatives are now guided by a project management framework, aligning with strategic goals through data-driven planning and measurable outcomes.

Platte River will also continue evaluating total rewards and benefits strategies to support recruitment and retention. As new positions are filled, benefit costs, including contributions to defined contribution plans, are expected to rise. Programs like the Platte River Power

Employee Association and milestone celebrations will remain central to sustaining a strong workforce culture.

Workforce evolution and development

Three dedicated teams – workforce planning, career path development and additional tools – have been established to guide this effort. Workforce planning will continue its iterative work to project future roles and staffing needs across all areas, beginning with Rawhide and including all parts of the organization. Career path development will use workforce planning insights to map potential internal career transitions, define required skills and credentials and connect employees with resources to pursue those paths. The additional tools team is developing and implementing options to support staff at all career stages, such as educational assistance, exploring retention initiatives and other flexible incentives.

A comprehensive skills assessment, led by human resources, will continue throughout the year to track employment trends and skill gaps, ensuring the workforce is equipped for the evolving operational landscape. Platte River anticipates no involuntary reductions because of the Rawhide Energy Station transition plan and remains committed to reskilling and upskilling employees for long-term success.

Process management and coordination

\$2.2 million, <1%

The Resource Diversification Policy challenges Platte River to change how it generates and delivers electricity to its owner communities. To meet this challenge, staff must also change how it organizes and manages processes and projects. This requires a new or refined approach to systems thinking and change management, project management, technology integration and long-term planning, and comprehensive risk management.

Project management

The project office department maintains the technology project portfolio and works with leaders, staff, and other departments to perform project intake and assist in project document creation. Established in 2025, this functional team represents an important step in the evolution of project portfolio management at Platte River as the organization works toward best practices.

During 2026, Platte River will expand the department to oversee planning, prioritization and execution of projects across the organization. Project managers and business analysts, including three new positions and two positions repurposed from elsewhere in the organization, will work with other departments on project intake, requirements gathering and documentation to help Platte River complete projects on time and on budget.

In addition to project management, project office adds value by supporting Oracle Fusion Cloud applications and vendor management, SmartSheet administration and training, and sprint planning and facilitation. The project office will contribute to organizational change management at Platte River and remain agile to meet the needs of Platte River beyond a traditional project management scope.

During 2026, the department will initiate and continue managing multiple projects central to Platte River's operations and long-term objectives. Prioritized projects include:

- Migration from the legacy Survalent system to AspenTech's OSI Advanced Distribution Management System for Loveland and Estes Park
- Selection and implementation of governance, risk and compliance software
- Deployment of the new software required for entry into the SPP RTO
- Deployment of network connectivity, authentication and cybersecurity, data management and integrations for DERMS
- Implementation of a data strategy and governance program for the organization's various dispersed data sources

Enterprise risk management

Enterprise risk management will deepen its alignment with Platte River's strategic initiatives to proactively safeguard against emerging threats, strengthen decision-making and preserve organizational value. In 2026, the enterprise risk management program will continue to mature, with a focus on embedding risk-informed thinking across business functions. As the risk landscape continues to shift, shaped by technology changes, regulatory pressures, geopolitical instability, environmental impacts and a dynamic political climate, enterprise risk management will play a critical role in helping the organization anticipate and respond to risk across all functions.

Targeted education and outreach efforts will expand to elevate risk awareness across all levels of the organization, equipping employees to anticipate and navigate uncertainty in support of operational resilience and long-term success. Special attention will be given to cross-functional integration of risk data, strengthening risk ownership culture and aligning risk treatment with Platte River's strategic initiatives.

Core operations

\$241.1 million, 47% of operating and capital

Platte River will continue to invest in core operations to maintain the safe, reliable production and transmission of environmentally responsible and financially sustainable energy and services to the owner communities. To diversify its resource portfolio, Platte River has PPAs for wind, solar and hydropower. With a focus on preventive and predictive maintenance strategies, core operations and maintenance expenses are relatively consistent from year to year.

Generation

In 2026, 40.7% of Platte River's energy is planned from owned coal and natural gas-fired resources. Through SPP WEIS market participation and the transition to the SPP RTO in April 2026, Platte River will have more opportunities to purchase power if market prices are lower than the cost to generate, and to sell excess energy if production costs are below market prices. Purchasing power decreases fuel expenses which is partially offset by higher purchased power expense; selling power increases revenue, which is partially offset by higher fuel expense. Additional information about Platte River's generation and energy mix is available on Platte River's website at prpa.org/generation. Resources and load information, including the resource mix for the trailing 24-hour period, is available at prpa.org/energy-production.

Rawhide Energy Station

The Rawhide Energy Station began commercial operation in 1984 and continues to build on its legacy as a world-class facility by incorporating future-focused technologies. It will soon include highly efficient, low emission aeroderivative units to support reliability as Platte River's energy portfolio continues to transition to renewable resources. Current onsite energy resources include coal, natural gas, solar and battery storage with interconnections for wind.

While Platte River advances the Resource Diversification Policy, Rawhide Unit 1 continues to be its largest energy source. As additional weather-dependent resources (wind and solar) are added to the portfolio, optimal performance of Rawhide Unit 1 and the frame units is critical to system reliability and a key factor for deeper levels of decarbonization. Platte River will emphasize efforts to upgrade and maintain these units to become more flexible and efficient as the generation portfolio evolves. In 2026, Rawhide Unit 1 and the frame units will generate 33.1% and 1.9%, respectively, of Platte River's energy.

Frame units

To further increase system reliability and efficiency while optimizing equipment performance and emissions reductions, Platte River plans to perform several replacement and upgrade projects to the frame units in 2026:

- **Evergreen controls hardware upgrade - gas yard:** Platte River will upgrade end-of-life hardware and network systems at the Rawhide gas yard to improve security and reliability with an investment of approximately \$1.1 million, completing an estimated

total \$2.0 million multiyear project in 2027. The aging equipment risks operator console downtime and provides limited monitoring.

- **480 V switchgear replacement - combustion turbine Unit F:** Staff will replace the outdated 480 V switchgear on Unit F to improve reliability and safety, with an estimated investment of \$0.9 million. The current system uses obsolete breakers with no replacement parts, posing a risk of outage and control issues. New equipment will enable continued dependable operation of Unit F's power distribution system.
- **Gas control valve replacement - frame combustion turbine:** Platte River will invest approximately \$0.7 million to replace outdated gas valves with modern electric ones, improving reliability, especially during cold weather. This will include new controls and wiring and removing the old hydraulic oil system to improve safety and reduce environmental risks.
- **Generator step-up protection migration - combustion turbine units A-D:** Platte River will invest an estimated \$0.3 million to upgrade backup protection systems for the generator step-up transformers on units A–D to improve consistency across substations. As part of this project, control and protection equipment will also move from the Rawhide substation to a new yard-based control house to support a new generation resource.
- **Turbine lube oil filtration skids upgrade - combustion turbine units A-D:** The oil filtration systems on units A–D will be upgraded to meet General Electric's recommended standards, with an investment of approximately \$0.2 million. These improvements will better remove particles, water and varnish from the turbine oil, supporting smoother and more reliable operations.
- **Dissolvable gas analysis - combustion turbine units A-D:** Dissolved gas analyzers will be added to units A–D, an approximately \$0.2 million investment. This technology will help detect potential problems early by identifying key gases during annual oil testing. New conduit and fiber connections will support online access to results, making it easier to track turbine health and address issues before they become serious.

Water

Platte River will continue to collaborate with its partners as Chimney Hollow Reservoir continues to fill. As the key component of the Windy Gap Firming Project, the reservoir supports long-term, reliable delivery of Windy Gap water, critical for operational reliability and optimizing Platte River's water portfolio.

The 2026 budget reflects start-up costs of approximately \$0.7 million for the firming project, including filling and initial operations costs. Debt service for the firming project is also included, as described in the debt service expenditures and debt-like obligations section of this document. Full reservoir fill may take several years, depending on water supply availability. Water stored, including start-up costs, will be treated as inventory and expensed only when used, helping to stabilize water costs during the filling period.

If hydrological conditions limit pumping, Platte River may revert to Windy Gap "short" operations and lease a portion of the water to meet needs. This investment supports the reliability of both current and future generation assets.

Craig Generating Station

The 2026 budget is the first to reflect no expenditures or energy generated at Craig Unit 1, with the asset's scheduled retirement by Dec. 31, 2025, completing 45 years of commercial operation. Craig Unit 2 is on track to retire by Sept. 30, 2028. Platte River's share of planned production and transmission operating expenses, excluding fuel, is approximately \$7.5 million. One capital project for approximately \$0.2 million is planned for an upgrade at the station's switchyard. Craig Unit 2 will generate 5.7% of Platte River's 2026 energy.

Trapper Mine reclamation activities continue to progress as the retirement of both Craig units draws closer. Platte River annually appropriates capital funding for mine reclamation as an asset retirement obligation, as discussed in the financial governance section. The mine's post-closure care period is expected to run through 2041, with currently estimated total capital funding of \$11.1 million, including \$1.5 million expected in 2026. Platte River will evaluate these plans as additional information develops, including the impact to the mine's reclamation plan from highwall mining and decisions on final mining activity and scope through mine closure.

Purchased power

The remaining 59.3% of Platte River's energy is from wind, solar, hydropower and other purchases. The operating expenses section has more information on each of these purchased power resources.

The Western Area Power Administration (WAPA) continues to increase rates and reduce energy deliveries. Energy from WAPA's Colorado River Storage Project (CRSP) is expected to decrease 5.5% from 2025's budget, but actual allocations depend on water conditions, including drought. A CRSP rate increase of 5.0% is also expected. A small reduction in energy, less than 1%, is also expected from the Loveland Area Projects (LAP), with an 8.2% rate increase in 2026. Combined, these impacts require approximately \$0.7 million of additional funds for approximately 4.2% less delivered hydropower energy.

Transmission, substations and fiber optics

Transmission and substation capital projects are determined through an annual 10-year load study that identifies areas Platte River must address to meet operational standards. Scheduling future delivery points and other system improvements requires collaboration and coordination with the owner communities.

Transmission

Platte River will invest \$1.8 million to strengthen a two-mile stretch of the 115 kV Drake transmission line in Fort Collins by adding custom bracing to structures showing corrosion and damage. Grading changes from nearby development buried many pole bases throughout the years, increasing wear. This critical safety project will require coordination across departments and community partners to maintain reliable service.

Platte River will invest approximately \$0.2 million to begin work to replace three identified transmission structures on the Gateway to Longs Peak 230 kV transmission line to meet updated ice loading standards. The current structures do not comply with newer requirements, so they will be removed and replaced to maintain safety and reliability. With expected completion in 2027, the estimated multiyear total project cost is \$0.9 million.

Substations

Platte River is working with the City of Loveland to add a new substation, accommodating two transformers in the southeast part of the city's service territory. Because the site is next to an existing Platte River transmission line, the city qualifies for an incentive under Platte River's siting guidelines. Platte River will incur \$0.6 million in 2026 of an estimated multiyear total cost of \$10.7 million to complete the substation by the end of 2028. This includes costs to adjust the existing transmission line to connect to the new substation. Loveland will be responsible for site development, including grading, fencing and key equipment.

At Airport Substation, Platte River will invest an estimated \$3.1 million to replace relay panel and breaker equipment. This project will improve reliability, support expansion and provide a new power connection requested by the City of Loveland. Work will include replacing old relay panels and breakers, adding new equipment, and improving wiring and foundations. These replacements will modernize aging systems, reduce maintenance needs and allow future growth. At a total multiyear projected cost of \$3.5 million, work will be coordinated with Loveland's switchgear project to minimize service disruptions.

At Longs Peak Substation, Platte River will invest the final \$1.0 million of an estimated \$4.6 million multiyear project started in 2022 to replace three aging transformers with a single, more efficient unit to support long-term reliability. The project includes new foundations, updated wiring and monitoring systems, and upgraded control panels to meet current standards.

At Valley Substation, Platte River will begin work to add Transformer T3 and replace outdated control equipment. The upgrade will boost capacity and reliability by installing a new breaker, switchgear and updated systems for monitoring and control. This project invests the first approximately \$0.1 million of an estimated \$6.2 million multiyear project total to help Loveland continue reliably serving its growing energy needs.

At Rogers Road Substation, Platte River will invest approximately \$0.8 million of a multiyear project total of \$1.7 million to continue upgrading transformers T1 and T2 by replacing outdated disconnect switches with modern circuit switchers. This change simplifies ownership boundaries with the City of Longmont, eases compliance requirements and improves maintenance and high-voltage operations.

Starting in 2026, Platte River will begin replacing three substation battery banks each year throughout the system as part of a 12-year infrastructure investment, \$0.1 million of which is planned in 2026. This phased approach supports system reliability, regulatory compliance, and cost-effective planning, as most batteries last around 20 years.

Fiber optics

Platte River has agreed to trade fiber routes with a counterparty, gaining access from Fort Collins to Longmont in exchange for use of Platte River's alternate route. This agreement ends in May 2027, and the counterparty's long-term plans are unclear. Although some capacity expansions have been made elsewhere, there are still constraints in some areas, particularly south of Loveland. An investment of approximately \$2.0 million in 2026 of a multiyear total of approximately \$4.9 million to expand Platte River's Long-Haul West fiber line to Longmont will improve reliability, reduce risk and give more control over critical communications.

Platte River will upgrade and migrate data for its fiber manager system as the current format is being phased out. The upgrade will also make it easier to share fiber network data with the owner communities, though Platte River will not host a shared system. Because few users have completed this migration, cost remains uncertain but the estimated investment is \$0.2 million.

Customer energy programs

The distributed energy solutions team collaborates with the owner communities to deliver Efficiency Works customer energy programs. In 2026, Platte River will invest \$11.6 million in customer assessments, rebates, incentives, and income-qualified programming, aiming to save 17,270 MWh of energy and reduce summer peak demand by 2.1 MW. Building and transportation electrification initiatives will further impact 2,860 MWh supporting customer carbon reduction efforts. Owner communities will provide an additional \$0.4 million, outside Platte River's budget, to support local community energy improvement initiatives, with Platte River staff facilitating.

2026 activities include:

- Providing customer service and energy solutions to the owner communities and their customers
- Leading customer-facing programs for distributed energy solutions, aligning program development and implementation with the DER team's recommendations in support of VPP development
- Providing programming activities to support annual carbon reductions of 7,900 MTCO_{2e} from customer upgrades
- Providing DER product education to support customers in their journey to effectively use energy as the adoption rate of various DER technologies continues to grow

Ongoing communications and community engagement

Beyond strategic outreach, the communications, marketing and external affairs team is strengthening community engagement by fostering partnerships that enhance quality of life, economic growth, public health and science, technology, engineering and math education across northern Colorado. An additional \$0.3 million investment reinforces Platte River's

commitment to initiatives such as the NoCo Time Trials, scholarships, nonprofit organizations and chambers of commerce partnerships.

Facilities improvements

Platte River plans to build a new storage facility on the northwest corner of its headquarters building to relieve capacity concerns over warehouse space. This building, designed to support future growth, will be an estimated \$2.5 million multiyear investment through 2027, with \$0.2 million in 2026.

Platte River will evaluate and replace aging audiovisual equipment at headquarters and Rawhide to improve reliability and functionality. Major projects to enhance performance and support audiovisual systems include:

- Transmission and power supply desks with vendor-supported installations based on user feedback
- Conference rooms and signage monitors, upgraded for better sound, video quality and meeting recordings
- Technology improvements, replacing outdated equipment to eliminate technical issues and ease operation

Personnel

Approximately 28% of the operating expense budget covers employee salaries and benefits, which include retirement, medical and dental. Combined, these expenses are expected to rise 3.7% from 2025. Platte River awards merit-based salary adjustments following the performance management framework of the compensation philosophy established in 2022. Benefits for employees are spread across all functional areas as a percentage of salaries.

During 2025, Platte River increased emphasis on longer-term planning for positions influenced by the Rawhide Energy Station transition. Vacant positions, reorganizations and long-term organizational needs were considered. Positions no longer required were evaluated and redesigned to best align resources where they are needed most to support strategic initiatives or eliminated to support financial sustainability. Additional positions are planned for redesign or elimination in 2026. Based on these efforts and plans, net year-over-year positions decreased by four. Included in the net decrease are six new positions beginning with the 2026 budget; one serves in the general counsel division, four in technology services and one in power supply.

Additional information, including new position justification, is presented to the board annually in September through staffing update memorandums available at prpa.org/about-prpa/board-meetings. As discussed in the workforce culture strategic initiative section, the Rawhide Energy Station transition plan will continue to shape future position realignments. Below is a summary of full-time positions by division, based on organizational structure expected at the end of 2025.

Positions by division	2024 actual	2025 budget	2025 estimate	2026 budget
General manager	5	6	6	6
Business strategies	27	27	26	26
General counsel	14	14	13	14
Financial services	30	31	31	31
Generation and transmission	148	152	146	143
Power supply	43	47	45	46
Technology services	43	46	49	53
Total positions	310	323	316	319

Revenues

Platte River anticipates approximately \$346.2 million in revenues during 2026. The majority of revenues, 75%, come from energy sales to the owner communities. The remainder come from sales for resale, other operating revenues, interest and other income. Owner community revenues include a 6.3% average wholesale rate increase and a reduction in loads of 1.2%. Revenues from sales for resale are 18% of revenues and are expected to increase by approximately \$4.8 million, primarily due to higher volume of energy sold at higher average prices, partially offset by decreased resold capacity. Other operating revenues, 4%, are expected to increase due to new revenue streams from REC sales, transmission congestion rights and operating reserves, partially offset by lower wheeling revenue expected after joining the SPP RTO. Interest and other income is expected to decrease based on lower average investment and operating funds balances.

Wholesale rates

Platte River establishes service offerings and a supporting rate structure that complement its foundational pillars, vision, mission, values, strategic initiatives and underlying policies. Platte River strives to provide stable and financially sustainable wholesale rates to advance the Resource Diversification Policy. The tariffs and charges are established to achieve the Strategic Financial Plan targeted financial metrics. The rate structure provides unbundled transmission and generation rates and transparent fixed and variable costs, sending clear pricing signals that foster system benefits.

Platte River's Board of Directors must review the rates for electric power and energy furnished to the owner communities at least once each calendar year and approve the rate tariff schedules for the next year. Staff prepares long-term average wholesale rates projections for a 10-year planning horizon using current assumptions. The long-term projections can change as assumptions are updated. Platte River's rate philosophy includes implementing incremental increases to provide a more predictable path of smaller, more consistent annual rate increases.

The 2026 budget includes a 6.3% average wholesale rate increase, which reflects application of the board-approved deferred revenue and expense accounting policy. This accounting policy helps reduce rate pressure during the resource transition and supports greater long-term rate stability. Platte River's website has additional information about rates at prpa.org/wholesale-rates.

**Page left
intentionally blank**

Budget



Financial review

In addition to the budget items discussed, the table below compares Platte River's financial results to Strategic Financial Plan metrics, with more information on those metrics included in the financial governance section. In the years represented, all financial metrics were or are expected to be met.

Depreciation, amortization and accretion expense is a non-budgeted expense and is expected to decrease in 2026 by \$12.6 million. Depreciation expense relates to capital assets in use and will increase as new capital improvements are placed into service and remaining estimated useful lives shorten with evaluation of future capital needs. Amortization expense relates to other assets due to board-approved accounting policies and GASB pronouncements. Amortization expense will decrease reflecting a gain on the expected sale of Windy Gap water units, a decrease for the Trapper Mine post-mining reclamation estimate based on timing of the underlying contract and a decrease of one Rawhide Energy Station impoundment that was accelerated in 2025. Partially offsetting these decreases are increases for lease and subscription assets as new subscriptions and the Weld Energy Storage project are placed into service. Accretion expense will increase for inflation to reflect the accrual for the board-approved accounting policy for decommissioning costs at the Craig Generating Station. The financial governance section includes more information on board-approved accounting policies.

Strategic Financial Plan metrics	Target minimums	2024 actual	2025 budget	2025 estimate ⁽¹⁾	2026 budget
Fixed obligation charge coverage ratio	1.50 times	1.85x	2.00x	1.64x	1.55x
Change in net position as a percentage of annual operating expenses	3%	3%	3%	3%	3%
Adjusted debt ratio	less than 50%	24%	22%	22%	38%
Days adjusted liquidity on hand	200	423	252	302	205
Other selected data (\$000 except bond service coverage ratio)					
Change in net position		\$ 6,992	\$ 7,508	\$ 7,388	\$ 7,931
Accumulated deferred regulatory revenues		\$ 79,174	\$ 89,755	\$ 123,621	\$ 150,365
Accumulated net position		\$ 673,405	\$ 681,677	\$ 680,793	\$ 688,724
Dedicated reserves and available funds		\$ 277,805	\$ 181,773	\$ 212,781	\$ 158,165
Long-term debt and other long-term obligations		\$ 214,902	\$ 210,485	\$ 210,603	\$ 316,981
Capital additions		\$ 78,882	\$ 139,821	\$ 138,152	\$ 245,477
Bond service coverage ratio (minimum 1.1x) ⁽²⁾		4.45x	4.19x	5.12x	3.64x

(1) 2025 estimate represents seven months actual and five months budget adjusted for revised projections on all budget schedules.

(2) Effective July 2025, the bond service coverage calculation excludes deferred revenues and expenses accounted for under the deferred revenue and expense accounting policy. Previously stated amounts have been restated to conform with the change in calculation.

**Statements of revenues,
expenses and changes in net
position**

	2024 actual	2025 budget	2025 estimate	2026 budget
Operating revenues				
Sales to owner communities	\$ 229,323,094	\$ 248,437,053	\$ 243,936,383	\$ 260,921,263
Sales for resale	58,041,723	55,270,429	70,642,280	60,080,224
Other operating revenues	10,157,925	9,452,245	9,557,651	14,762,636
Deferred regulatory revenues	(26,199,896)	(11,994,613)	(44,447,436)	(26,743,783)
Total operating revenues	271,322,846	301,165,114	279,688,878	309,020,340
Operating expenses				
Purchased power	63,229,594	69,788,991	68,199,799	82,483,825
Fuel	42,172,915	42,435,488	46,184,169	41,088,001
Production ⁽¹⁾	57,628,725	55,750,919	56,715,880	57,309,480
Transmission ⁽¹⁾	19,678,888	23,900,687	22,239,678	21,476,973
Administrative and general ⁽¹⁾	38,260,518	43,185,930	40,645,365	46,167,705
Distributed energy resources ⁽¹⁾	12,100,191	15,199,969	12,288,539	15,826,532
Depreciation, amortization and accretion ⁽¹⁾	44,573,949	51,873,561	36,422,272	39,308,239
Total operating expenses	277,644,780	302,135,545	282,695,702	303,660,755
Operating income	(6,321,934)	(970,431)	(3,006,824)	5,359,585
Nonoperating revenues (expenses)				
Interest income	11,547,103	10,393,098	10,880,353	9,419,153
Other income	2,916,676	851,090	1,929,638	842,340
Interest expense	(4,708,447)	(4,092,429)	(4,123,818)	(8,873,845)
Amortization of bond financing costs ⁽¹⁾	1,328,895	1,173,834	1,173,834	1,011,435
Net increase in fair value of investments ⁽¹⁾	2,229,832	152,698	535,021	171,908
Total nonoperating revenues (expenses)	13,314,059	8,478,291	10,395,028	2,570,991
Change in net position	6,992,125	7,507,860	7,388,204	7,930,576
Net position at beginning of period	666,412,947	674,168,585	673,405,072	680,793,276
Net position at end of period	\$ 673,405,072	\$ 681,676,445	\$ 680,793,276	\$ 688,723,852

(1) Includes nonappropriated expenses when applicable due to basis of accounting differences discussed in the financial governance section.

Consolidated budget schedules

Source and use of funds	2024 actual	2025 budget	2025 estimate	2026 budget
Source of funds				
Operating revenues				
Sales to owner communities	\$ 229,323,094	\$ 248,437,053	\$ 243,936,383	\$ 260,921,263
Sales for resale - long-term	16,634,274	17,641,416	17,559,868	9,158,316
Sales for resale - short-term	41,407,449	37,629,013	53,082,412	50,921,908
Wheeling	10,157,925	9,452,245	9,557,651	7,618,644
Renewable energy certificate sales	-	-	-	2,105,000
Transmission congestion rights	-	-	-	3,750,003
Operating reserves	-	-	-	1,288,989
Total operating revenues	297,522,742	313,159,727	324,136,314	335,764,123
Other revenues				
Interest income	11,756,370	10,545,796	11,033,051	9,591,061
Other income	2,916,676	851,090	1,929,638	842,340
Total other revenues	14,673,046	11,396,886	12,962,689	10,433,401
Total revenues	312,195,788	324,556,613	337,099,003	346,197,524
Funds from prior reserves and debt financing	17,244,992	159,333,864	65,977,007	289,929,508
Total sources	\$ 329,440,780	\$ 483,890,477	\$ 403,076,010	\$ 636,127,032
Use of funds				
Operating expenses				
Purchased power	\$ 63,229,594	\$ 69,788,991	\$ 68,199,799	\$ 82,483,825
Fuel	42,172,915	42,435,488	46,184,169	41,088,001
Production	56,950,095	55,511,915	56,493,612	57,070,476
Transmission	19,590,740	23,900,687	22,003,814	21,476,973
Administrative and general	37,447,788	43,185,930	40,627,258	46,167,705
Distributed energy resources	12,003,251	15,199,969	12,321,771	15,826,532
Total operating expenses	231,394,383	250,022,980	245,830,423	264,113,512
Capital additions				
Production	42,242,622	101,163,078	106,446,099	219,887,909
Transmission	25,010,924	14,404,775	11,491,676	16,547,559
General	10,957,812	20,242,808	16,203,201	7,502,562
Asset retirement obligations	670,072	4,010,574	4,010,574	1,538,649
Total capital additions	78,881,430	139,821,235 ⁽¹⁾	138,151,550	245,476,679
Total operating expenses and capital additions	310,275,813	389,844,215	383,981,973	509,590,191

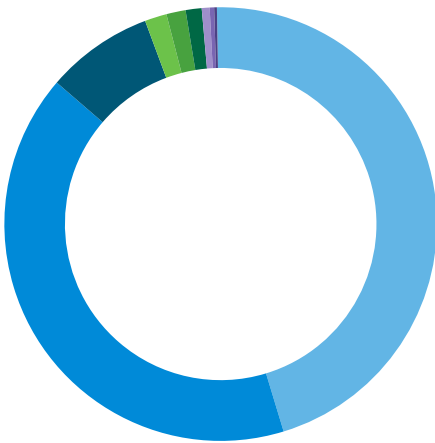
Source and use of funds

(continued)

	2024 actual	2025 budget	2025 estimate	2026 budget
Use of funds (continued)				
Debt service expenditures				
Principal	\$ 14,456,520	\$ 14,953,833	\$ 14,970,219	\$ 16,357,319
Interest expense	4,708,447	4,092,429	4,123,818	8,179,522
Total debt service expenditures	19,164,967	19,046,262 ⁽¹⁾	19,094,037	24,536,841
Total expenditures	329,440,780	408,890,477	403,076,010	534,127,032
Contingency appropriation	-	75,000,000 ⁽¹⁾	-	102,000,000
Total uses	\$ 329,440,780	\$ 483,890,477	\$ 403,076,010	\$ 636,127,032

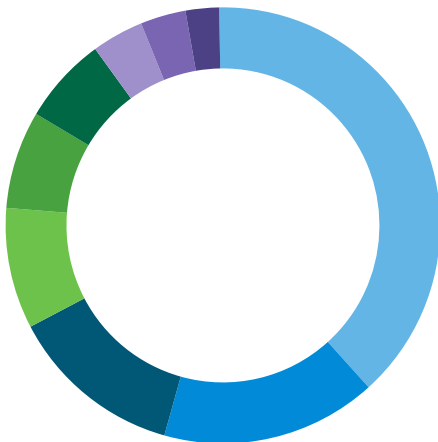
(1) Excludes projections for contingency transfers.

2026 sources



■ 41%	Sales to owner communities	\$ 260,921,263
■ 8%	Sales for resale - short-term	50,921,908
■ 2%	Interest and other income	10,433,401
■ 1%	Sales for resale - long-term	9,158,316
■ 1%	Wheeling	7,618,644
■ 1%	Transmission congestion rights	3,750,003
■ <1%	Renewable energy certificate sales	2,105,000
■ <1%	Operating reserves	1,288,989
	Total revenues	346,197,524
■ 46%	Funds from prior reserves and debt financing	289,929,508
	Total sources	\$ 636,127,032

2026 uses



■ 39%	Capital additions	\$ 245,476,679
■ 13%	Purchased power	82,483,825
■ 9%	Production	57,070,476
■ 7%	Administrative and general	46,167,705
■ 6%	Fuel	41,088,001
■ 4%	Debt service expenditures	24,536,841
■ 3%	Transmission	21,476,973
■ 3%	Distributed energy resources	15,826,532
	Total expenditures	534,127,032
■ 16%	Board contingency	102,000,000
	Total uses	\$ 636,127,032

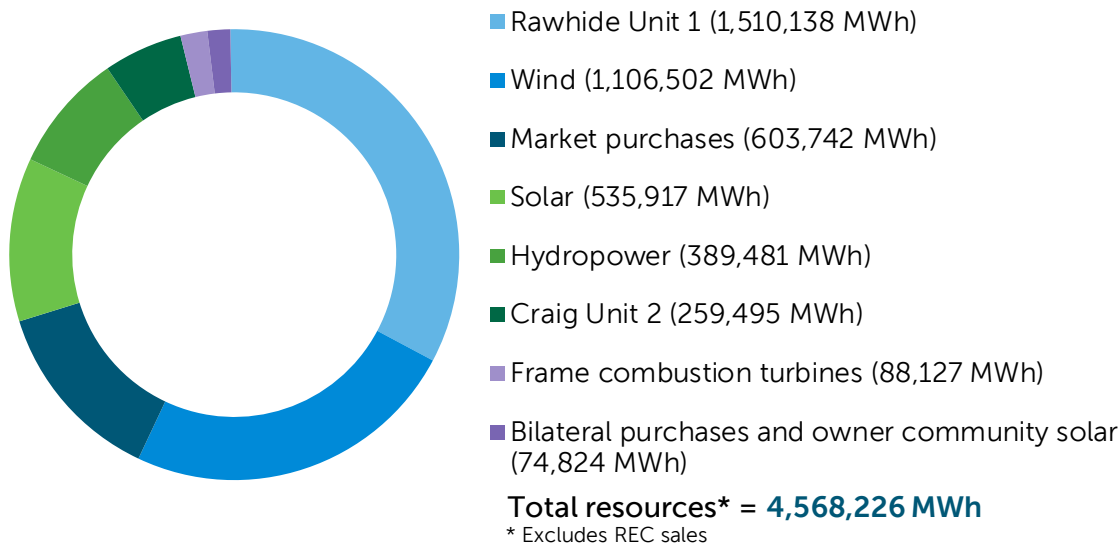
Revenue and expenditure detail	2024 actual	2025 budget	2025 estimate	2026 budget
Revenues				
Operating revenues				
Sales to owner communities	\$ 229,323,094	\$ 248,437,053	\$ 243,936,383	\$ 260,921,263
Sales for resale - long-term	16,634,274	17,641,416	17,559,868	9,158,316
Sales for resale - short-term	41,407,449	37,629,013	53,082,412	50,921,908
Wheeling	10,157,925	9,452,245	9,557,651	7,618,644
Renewable energy certificate sales	-	-	-	2,105,000
Transmission congestion rights	-	-	-	3,750,003
Operating reserves	-	-	-	1,288,989
Total operating revenues	297,522,742	313,159,727	324,136,314	335,764,123
Other revenues				
Interest income	11,756,370	10,545,796	11,033,051	9,591,061
Other income	2,916,676	851,090	1,929,638	842,340
Total other revenues	14,673,046	11,396,886	12,962,689	10,433,401
Total revenues	312,195,788	324,556,613	337,099,003	346,197,524
Funds from prior reserves and debt financing	17,244,992	159,333,864	65,977,007	289,929,508
Total revenues and prior funds	\$ 329,440,780	\$ 483,890,477	\$ 403,076,010	\$ 636,127,032
Expenditures				
Operating expenses				
Personnel expenses				
Salaries				
Regular wages	\$ 43,379,573	\$ 47,881,682	\$ 45,337,053	\$ 48,947,057
Overtime wages	2,537,758	3,418,999	3,426,019	2,724,237
Total salaries	45,917,331	51,300,681	48,763,072	51,671,294
Benefits				
Pension - defined contribution	2,741,392	3,259,370	2,781,986	3,513,361
Pension - defined benefit	6,571,899	7,258,782	7,258,789	8,226,659
Social security	3,180,787	3,619,988	3,461,906	3,831,648
Long-term disability	161,379	176,882	172,668	178,833
Medical and dental	6,094,680	7,948,793	7,688,483	9,025,060
Recruiting	254,193	339,000	168,583	312,276
Life insurance	164,357	157,300	166,551	187,000
Accidental death	35,306	36,300	36,823	41,445
Workers' compensation	106,096	140,000	139,564	147,000
Unemployment compensation	27,445	18,000	9,932	18,414
Salary and pension services	321,818	368,175	480,747	436,170
Total benefits	19,659,352	23,322,590	22,366,032	25,917,866
Total personnel expenses	65,576,683	74,623,271	71,129,104	77,589,160
Less charged to capital and other	2,969,601	2,693,485	2,643,790	2,989,171
Total operating personnel expenses	62,607,082	71,929,786	68,485,314	74,599,989

Revenue and expenditure detail (continued)	2024 actual	2025 budget	2025 estimate	2026 budget
Expenditures (continued)				
Operating expenses (continued)				
Materials and other expenses				
Office expenses	\$ 21,746	\$ 22,325	\$ 19,711	\$ 20,000
Safety expenses	196,058	253,415	230,302	259,106
Furniture and equipment	29,736	37,700	45,791	37,700
Local business expense	652,882	771,674	688,646	785,759
Postage and deliveries	20,600	46,850	40,348	25,959
O&M materials and supplies	3,806,310	7,890,985	9,153,663	5,508,018
Coal	36,314,886	32,944,050	40,420,193	34,375,399
Oil	150,794	220,000	267,009	110,000
Natural gas	5,059,536	8,536,668	4,545,058	5,422,323
Gasoline and diesel	128,962	220,070	177,613	150,605
Tools and shop equipment	85,625	123,668	93,813	135,812
Purchased power	62,912,404	71,061,272	69,472,080	82,483,825
Craig units 1 and 2 operating expenses	9,566,585	8,660,973	9,754,646	8,251,160
Computer equipment	435,512	548,542	519,461	543,248
Wheeling expense	3,444,042	4,167,053	3,625,336	1,771,253
Outage accrual	4,209,175	(11,669,807)	(11,669,807)	-
Total materials and other expenses	127,034,853	123,835,438	127,383,863	139,880,167
Contractual services				
Contracted services	25,195,488	34,612,092	30,149,556	24,685,239
Insurance	3,161,672	3,441,221	3,241,982	3,535,430
Travel and training	1,262,068	1,632,572	1,523,985	1,856,328
Telephone services	165,833	165,635	207,450	177,446
Utilities	878,909	738,728	608,929	796,473
Dues, memberships and fees	1,084,770	1,409,621	1,537,869	3,251,680
Trustees fees	12,000	12,000	18,000	18,000
Pooled financing expenses	2,964,246	3,769,570	3,526,004	5,900,453
Leases and rents	520,623	915,047	1,717,071	1,298,948
Direct community support	120,000	120,000	120,000	120,000
Fiscal impact payment	23,209	23,209	23,209	23,209
Rebates/incentives for retail customers: non-controlled	4,611,319	5,260,011	5,589,823	5,789,150
Rebates/incentives to owner communities: controlled	125,694	132,000	132,000	132,000
Audits/assessments for retail customers	1,591,453	1,754,150	1,307,723	1,853,600

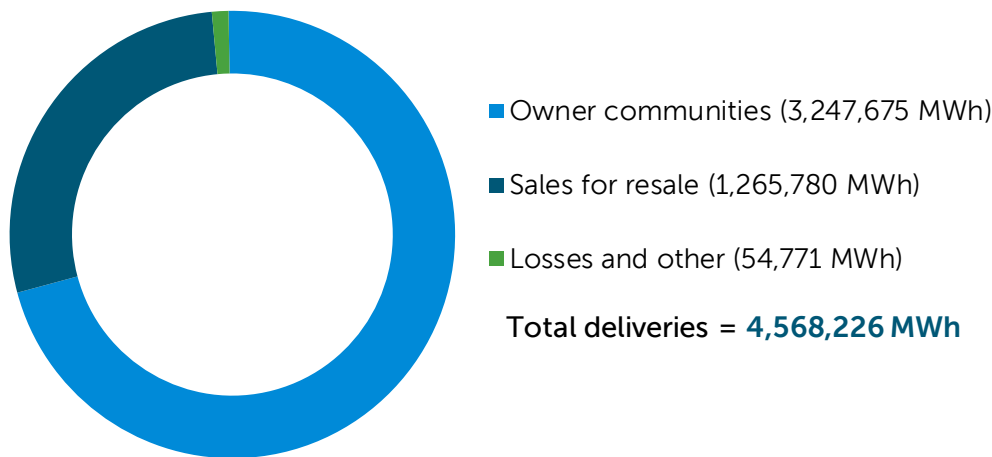
Revenue and expenditure detail (continued)	2024 actual	2025 budget	2025 estimate	2026 budget
Expenditures (continued)				
Operating expenses (continued)				
Contractual services (continued)				
Rebates/incentives for retail customers: controlled	\$ -	\$ 223,000	\$ 223,000	\$ 151,500
Other financing expenses	35,164	48,900	34,645	43,900
Total contractual services	41,752,448	54,257,756	49,961,246	49,633,356
Total operating expenses	231,394,383	250,022,980	245,830,423	264,113,512
Capital additions				
Personnel expenses				
Regular wages	1,598,968	1,495,078	1,243,402	1,683,531
Overtime wages	127,076	109,223	185,885	100,404
Benefits allocation	761,818	693,907	618,167	800,844
Total personnel expenses	2,487,862	2,298,208	2,047,454	2,584,779
Capital expenditures	75,959,583	133,512,453	132,170,522	243,360,251
Capital reimbursements and trade-in value	(236,087)	-	(77,000)	(2,007,000)
Asset retirement obligations	670,072	4,010,574	4,010,574	1,538,649
Total capital additions	78,881,430	139,821,235 ⁽¹⁾	138,151,550	245,476,679
Total operating expenses and capital additions	310,275,813	389,844,215	383,981,973	509,590,191
Debt service expenditures				
Principal	14,456,520	14,953,833	14,970,219	16,357,319
Interest expense	4,708,447	4,092,429	4,123,818	8,179,522
Total debt service expenditures	19,164,967	19,046,262 ⁽¹⁾	19,094,037	24,536,841
Total expenditures	329,440,780	408,890,477	403,076,010	534,127,032
Contingency appropriation	-	75,000,000 ⁽¹⁾	-	102,000,000
Total expenditures and contingency appropriation	\$ 329,440,780	\$ 483,890,477	\$ 403,076,010	\$ 636,127,032

(1) Excludes projections for contingency transfers.

2026 resources



2026 deliveries



Nameplate (MW)	2024 actual	2025 budget	2025 estimate	2026 budget
Coal				
Rawhide Unit 1	280	280	280	280
Craig units 1 and 2				
Craig Unit 1 ⁽¹⁾	77	77	77	-
Craig Unit 2	74	74	74	74
Total Craig units 1 and 2	151	151	151	74
Total coal	431	431	431	354
Natural gas				
Rawhide Unit A ⁽²⁾	65	65	65	75
Rawhide Unit B	65	65	65	65
Rawhide Unit C ⁽³⁾	65	77	75	75
Rawhide Unit D	65	65	65	65
Rawhide Unit F ⁽³⁾	128	158	145	145
Total natural gas	388	430	415	425
Hydropower				
WAPA-CRSP ⁽⁴⁾	57	48	60	45
WAPA-LAP ⁽⁵⁾	27	30	30	30
Total hydropower	84	78	90	75
Wind power				
Roundhouse	225	225	225	225
Spring Canyon II ⁽⁶⁾	32	32	32	32
Spring Canyon III ⁽⁶⁾	28	28	28	28
Silver Sage ⁽⁶⁾	12	12	12	12
Medicine Bow ⁽⁷⁾	6	-	-	-
Total wind power	303	297	297	297
Solar				
Black Hollow ⁽⁸⁾	-	150	150	257
Rawhide Flats	30	30	30	30
Rawhide Prairie	22	22	22	22
Total solar	52	202	202	309

Nameplate (MW) (continued)	2024 actual	2025 budget	2025 estimate	2026 budget
Storage				
Rawhide Prairie	1	1	1	1
Weld Energy ⁽⁹⁾	-	-	-	100
Total storage	1	1	1	101
Total nameplate	1,259	1,439	1,436	1,561

(1) Retirement planned by Dec. 31, 2025.

(2) Capacity increase budgeted October 2026. Unit A is planned to receive the necessary upgrades, but Unit D may be selected instead as project timelines advance.

(3) Capacity increase budgeted May 2025, now estimated effective October 2025.

(4) Contract rate of delivery is 106 MW in the summer season and 136 MW in the winter season. Actual capacity available varies by year and month and may fluctuate with drought conditions. The values shown in the table reflect capacity available at Platte River's system peak.

(5) Capacity available varies by month and may fluctuate with drought conditions. The values shown in the table reflect capacity available at Platte River's system peak.

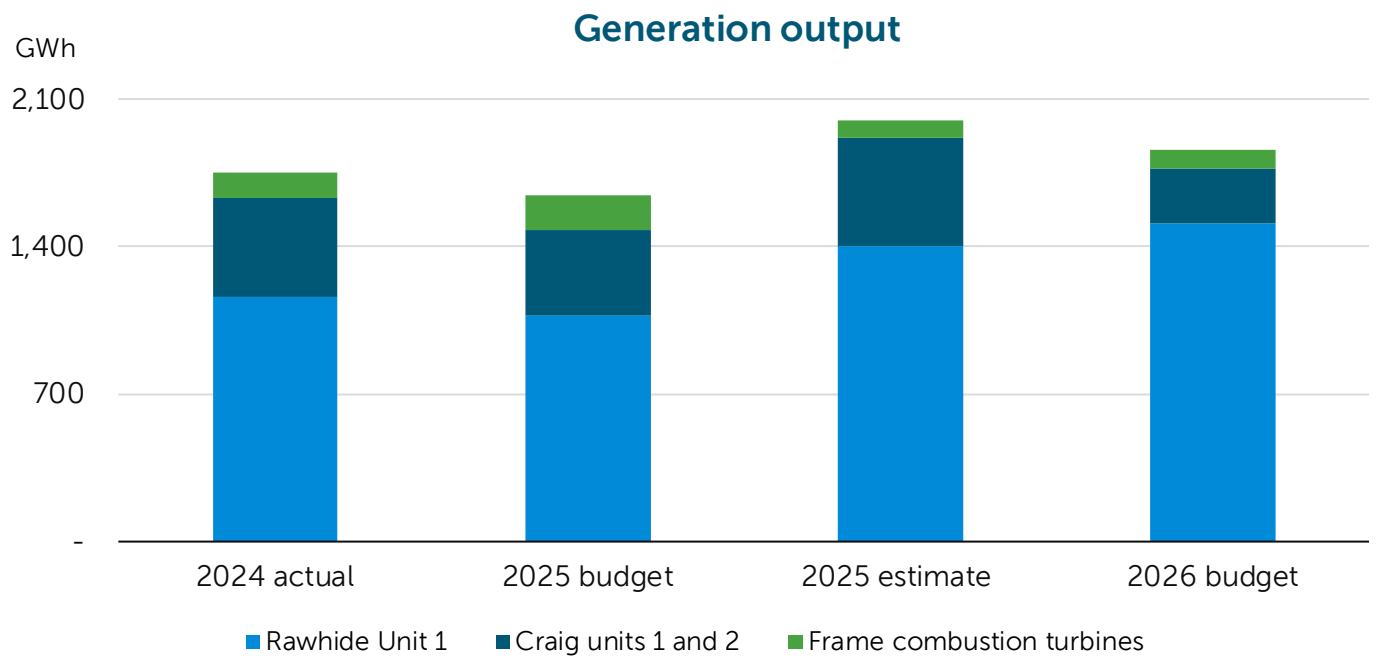
(6) Energy and renewable attribute currently sold to other entities.

(7) Stopped providing energy October 2024 and decommissioned December 2024.

(8) Phase 1 (150 MW) budgeted for commercial operation June 2025, now estimated September 2025. Phase 2 (107 MW) budgeted for commercial operation September 2026.

(9) Commercial operation budgeted December 2026.

Owned generation resources	2024 actual	2025 budget	2025 estimate	2026 budget
Rawhide Unit 1				
Generation (MWh)	1,162,355	1,071,523	1,400,274	1,510,138
Capacity factor	47.3%	43.7%	57.1%	61.6%
Fuel cost (\$/MWh)	\$ 19.19	\$ 19.33	\$ 17.39	\$ 17.43
O&M cost (\$/MWh)	28.73	44.73	35.76	27.47
Total Rawhide (\$/MWh)	\$ 47.92	\$ 64.06	\$ 53.15	\$ 44.90
Craig units 1 and 2				
Generation (MWh)	466,527	409,553	517,876	259,495
Capacity factor	35.2%	31.0%	39.2%	40.0%
Fuel cost (\$/MWh)	\$ 31.82	\$ 32.53	\$ 33.53	\$ 36.28
O&M cost (\$/MWh)	19.72	20.39	17.72	28.63
Total Craig (\$/MWh)	\$ 51.54	\$ 52.92	\$ 51.25	\$ 64.91
Frame combustion turbines				
Generation (MWh)	125,120	164,346	82,864	88,127
Capacity factor	3.7%	4.5%	2.4%	2.4%
Fuel cost (\$/MWh)	\$ 40.12	\$ 51.15	\$ 53.90	\$ 60.73
O&M cost (\$/MWh)	42.24	16.83	30.26	35.79
Total frame combustion turbines (\$/MWh)	\$ 82.36	\$ 67.98	\$ 84.16	\$ 96.52



Purchased power resources	2024 actual	2025 budget	2025 estimate	2026 budget
Wind				
Roundhouse				
Generation (MWh)	845,451	837,468	861,177	837,499
Capacity factor	42.8%	42.5%	43.7%	42.5%
Total Roundhouse (\$/MWh) - delivered ⁽¹⁾	\$ 21.30	\$ 23.14	\$ 22.35	\$ 18.83
Spring Canyon II				
Generation (MWh)	71,930	125,208	114,135	125,208
Capacity factor	25.6%	44.7%	40.7%	44.7%
Total Spring Canyon II (\$/MWh) - delivered ⁽¹⁾	\$ 53.36	\$ 46.41	\$ 48.09	\$ 38.29
Spring Canyon III				
Generation (MWh)	96,334	105,945	105,816	105,945
Capacity factor	39.2%	43.2%	43.1%	43.2%
Total Spring Canyon III (\$/MWh) - delivered ⁽¹⁾	\$ 46.46	\$ 46.75	\$ 45.38	\$ 38.32
Silver Sage				
Generation (MWh)	31,044	37,850	33,663	37,850
Capacity factor	29.5%	36.0%	32.0%	36.0%
Total Silver Sage (\$/MWh) - delivered	\$ 68.49	\$ 70.15	\$ 70.21	\$ 71.91
Medicine Bow				
Generation (MWh)	9,446	-	-	-
Capacity factor	22.7%	0.0%	0.0%	0.0%
Total Medicine Bow (\$/MWh) - delivered	\$ 52.84	\$ -	\$ -	\$ -
Total wind				
Generation (MWh)	1,054,205	1,106,471	1,114,791	1,106,502
Capacity factor	39.8%	42.5%	42.8%	42.5%
Total wind (\$/MWh)	\$ 27.46	\$ 29.64	\$ 28.61	\$ 24.72
Solar				
Black Hollow Sun				
Generation (MWh)	-	220,160	149,864	423,399
Capacity factor	0.0%	28.6%	19.0%	26.0%
Total Black Hollow Sun (\$/MWh) - including ancillary services	\$ -	\$ 32.46	\$ 30.81	\$ 32.35

Purchased power resources (continued)	2024 actual	2025 budget	2025 estimate	2026 budget
Solar (continued)				
Rawhide Flats Solar				
Generation (MWh)	61,049	59,226	61,967	59,993
Capacity factor	23.2%	22.5%	23.6%	22.8%
Total Rawhide Flats Solar (\$/MWh) - including ancillary services and maintenance	\$ 54.00	\$ 54.30	\$ 54.27	\$ 53.84
Rawhide Prairie Solar				
Generation (MWh)	42,956	51,517	46,972	52,525
Capacity factor	22.2%	26.7%	24.4%	27.3%
Total Rawhide Prairie Solar (\$/MWh) - including ancillary services, maintenance, interconnection and battery fee	\$ 31.62	\$ 33.38	\$ 33.08	\$ 32.98
Total solar				
Generation (MWh)	104,005	330,903	258,803	535,917
Capacity factor	22.8%	27.0%	21.8%	25.7%
Total solar (\$/MWh)	\$ 44.76	\$ 36.51	\$ 36.84	\$ 34.81
Hydropower				
WAPA-CRSP				
Generation (MWh)	361,648	297,904	341,401	281,456
Capacity factor	34.0%	28.1%	32.2%	26.6%
Total WAPA-CRSP (\$/MWh)	\$ 33.41	\$ 37.91	\$ 34.66	\$ 41.38
WAPA-LAP				
Generation (MWh)	109,196	108,502	108,026	108,025
Capacity factor	40.1%	40.0%	39.8%	39.8%
Total WAPA-LAP (\$/MWh)	\$ 34.65	\$ 37.67	\$ 37.78	\$ 40.85
Total hydropower				
Generation (MWh)	470,844	406,406	449,427	389,481
Capacity factor	35.3%	30.5%	33.8%	29.3%
Total hydropower (\$/MWh)	\$ 33.70	\$ 37.85	\$ 35.41	\$ 41.23
Other purchases				
Market purchases				
Energy (MWh)	985,937	866,367	634,415	603,742
Total market purchases (\$/MWh)	\$ 14.19	\$ 12.28	\$ 13.85	\$ 26.57

Purchased power resources (continued)	2024 actual		2025 budget		2025 estimate	2026 budget
Other purchases (continued)						
Bilateral purchases						
Energy (MWh)	13,256		26,819		98,545	67,211
Total bilateral purchases (\$/MWh)	\$	33.47	\$	27.73	\$ 37.70	\$ 37.51
Owner community solar programs						
Energy (MWh)	7,270		7,639		7,168	7,613
Total owner community solar programs (\$/MWh)	\$	39.44	\$	23.41	\$ 36.36	\$ 29.86
Total other purchases						
Energy (MWh)	1,006,463		900,825		740,128	678,566
Total other purchases (\$/MWh)	\$	14.63	\$	12.84	\$ 17.24	\$ 27.69

(1) 2026 budget reflects significant impact of the SPP RTO market on wheeling and ancillary service charges.

Revenues

Operating revenues

Platte River's operating revenues consist of sales to owner communities, sales for resale, wheeling, REC sales, transmission congestion rights and operating reserves. The production cost model determines the forecast of revenues for the budget, but actual results are strongly influenced by weather and various market conditions and will vary from budget.

Sales to owner communities

Budgeted revenues from sales to owner communities are based on Platte River's load forecast and tariff charges. Average wholesale rate increases, when applicable, support Platte River's strategic initiatives and core operations. Sales to the owner communities represent the largest source of revenue.

Sales for resale

Sales for resale include long-term sales and short-term sales. Long-term sales are for a contracted term greater than one year. Short-term sales are for a term of one year or less and include seasonal, monthly, day-ahead and real-time market and bilateral sales. Platte River may also sell excess capacity. The production cost model determines the volume and price of sales for resale for the budget based on current market projections.

Market sales occur through participation in the SPP WEIS market and SPP RTO, which give participants access to lowest-cost resources and increased operational efficiencies while enhancing reliability. The SPP WEIS market is a real-time organized energy market operated by SPP, in which generation and load are balanced regionally based on marginal cost and generation resource characteristics calculated every five-minute interval. Platte River entered the SPP WEIS market in April 2023 and will participate until joining the SPP RTO April 2026.

Before entering the SPP RTO, Platte River sells when available energy exceeds requirements of the owner communities and prices are higher than the marginal cost resource. Because of Platte River's must-take obligations under noncarbon PPAs, certain sales may reflect that it is more economical to sell energy at a low price than to curtail generation. These sales typically occur when the coal-fired facilities are at minimum output levels.

In the SPP RTO day-ahead and real-time market structure, all load is considered served through market purchases and all generation is offered into the market and sold. SPP economically dispatches energy from Platte River's resources based on market signals and overall system needs of all participants. When Platte River's overall energy from resources into the market exceeds the energy required to serve load, the excess energy is recorded as sales for resale. Conversely, when Platte River's energy into the market is less than deliveries to load, purchased power expense will be recognized. Sales for resale are expected to occur when market prices exceed Platte River's incremental cost to generate, but sales may still occur at lower prices due to must-take obligations under noncarbon PPAs and other operational factors.

Sales for resale help offset the rates for the owner communities, help manage variability and high noncarbon output during lower-load conditions and benefit the regional grid by providing access to the reliable, economic and environmental performance of Platte River's resources.

Wheeling

Wheeling revenues represent payments from other parties that use Platte River's transmission system. Platte River will charge others for transmission service under its Wholesale Transmission Service tariff until joining the SPP RTO. In the SPP RTO, SPP will become the transmission service provider and will collect wheeling revenue on Platte River's behalf under SPP's transmission tariff.

Renewable energy certificate sales

REC sales represent proceeds from the sale of RECs, which are renewable attributes unbundled from renewable energy and separately sold in the open market. These sales eliminate Platte River's ability to claim those attributes in its own noncarbon metrics.

Transmission congestion rights

Transmission congestion rights are a new revenue stream from participation in the SPP RTO and represent payments from financial rights that hedge against congestion costs in the SPP RTO, allowing holders to offset price differences between two settlement locations on the transmission system.

Operating reserves

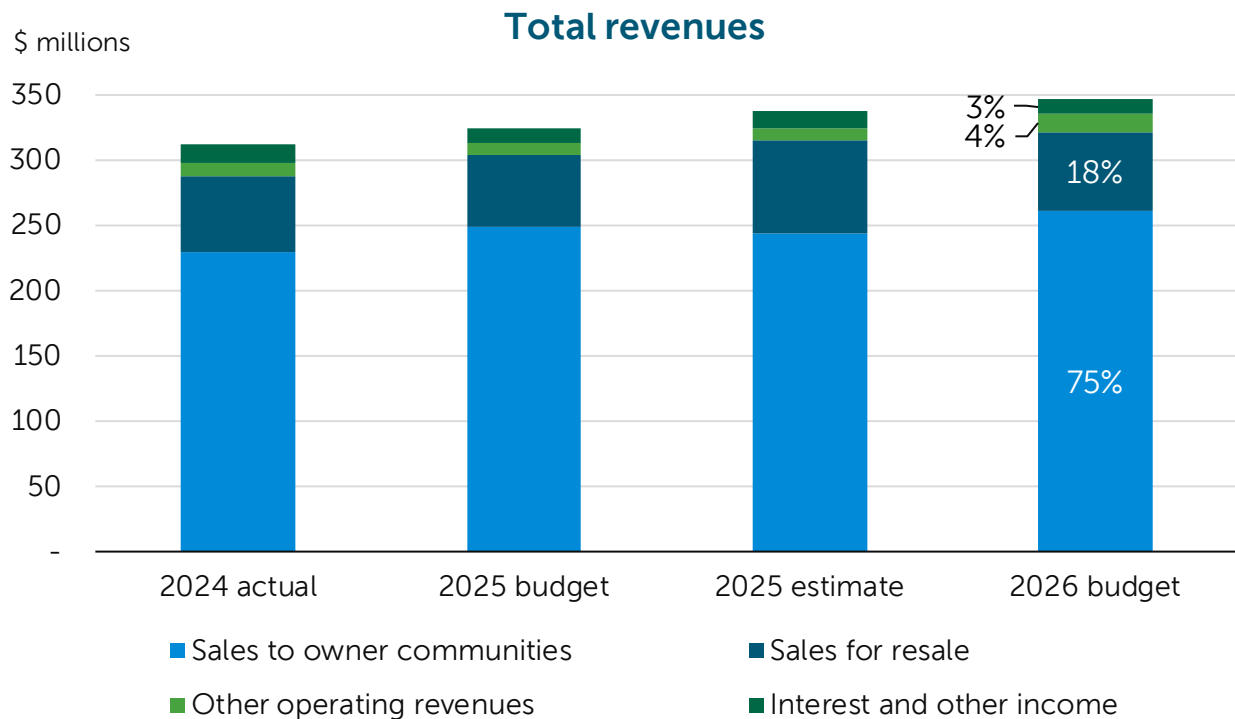
Operating reserves revenues are also a new revenue stream from participation in the SPP RTO and represent payments for providing reliability services to the market.

Other revenues

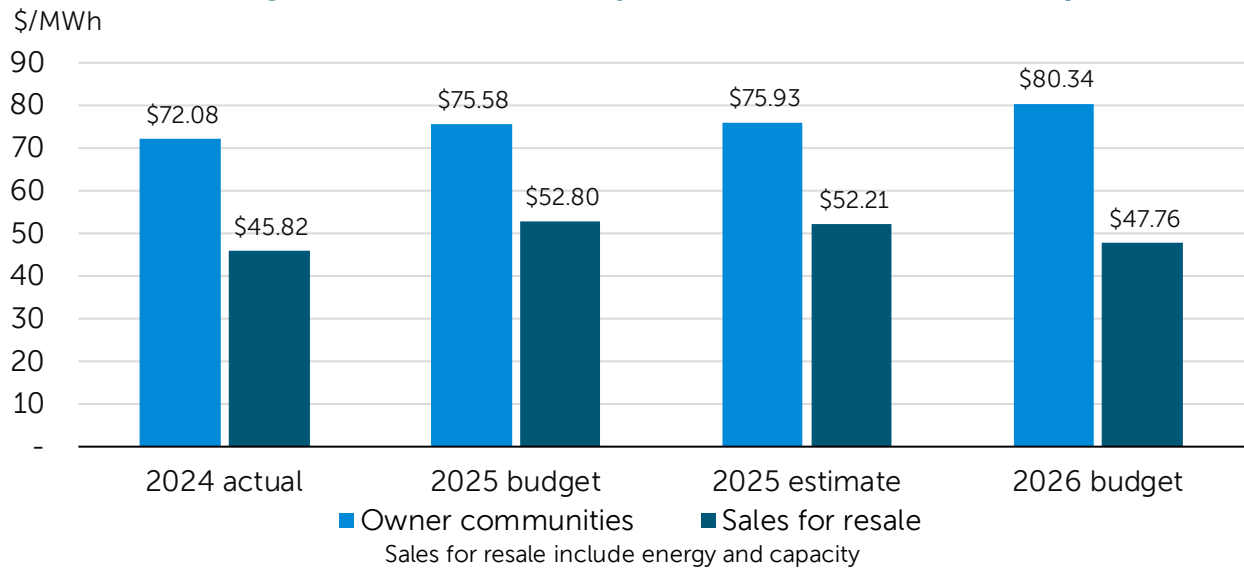
Interest and other income

Interest and other income represent a small portion of the revenue budget. Interest income fluctuates with investment balances and interest rates. Other income includes fiber leases, fiber administration fees, a dividend from Trapper Mine, the bison program net of expenses and other miscellaneous revenues.

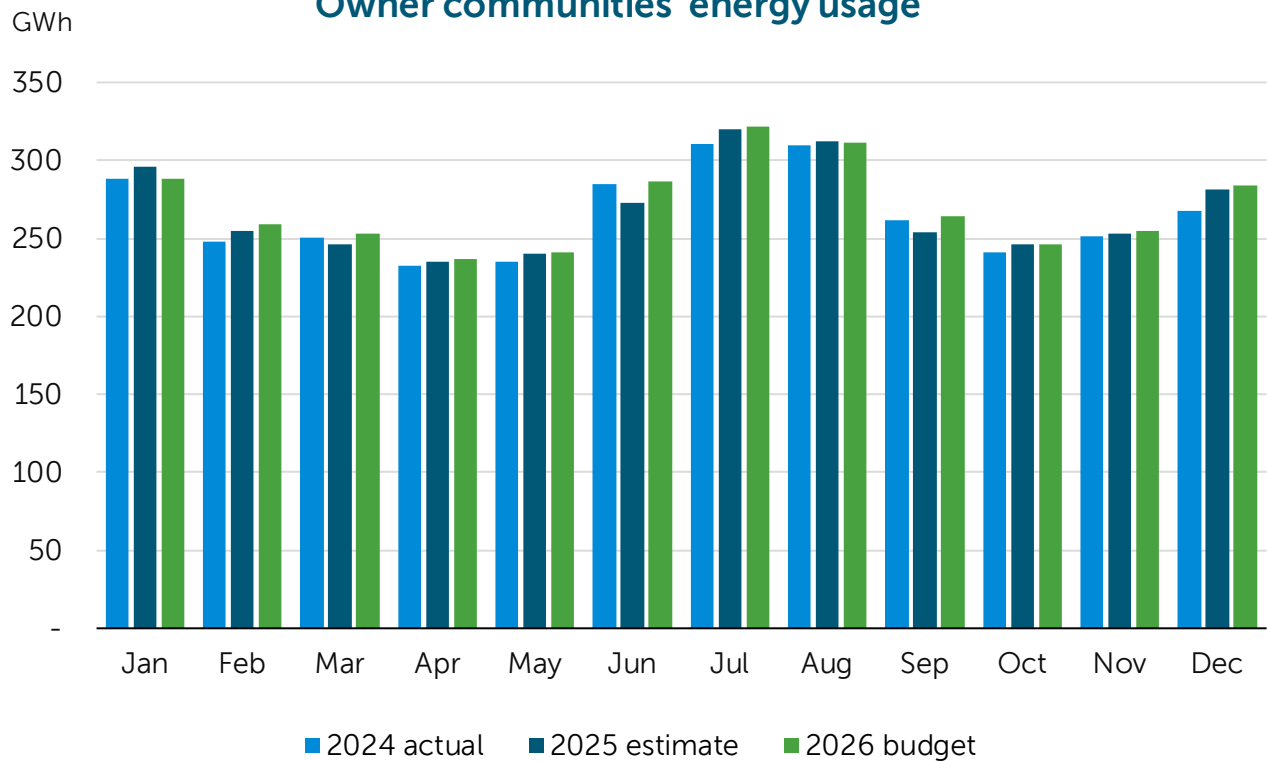
	2024 actual	2025 budget	2025 estimate	2026 budget
Total revenues (\$000)				
Operating revenues				
Sales to owner communities	\$ 229,323	\$ 248,437	\$ 243,936	\$ 260,921
Sales for resale - long-term	16,634	17,642	17,560	9,158
Sales for resale - short-term	41,408	37,629	53,082	50,922
Wheeling	10,158	9,452	9,558	7,619
Renewable energy certificate sales	-	-	-	2,105
Transmission congestion rights	-	-	-	3,750
Operating reserves	-	-	-	1,289
Total operating revenues	297,523	313,160	324,136	335,764
Other revenues				
Interest income	11,756	10,546	11,033	9,591
Other income	2,917	851	1,930	843
Total other revenues	14,673	11,397	12,963	10,434
Total revenues	\$ 312,196	\$ 324,557	\$ 337,099	\$ 346,198



Average owner community rate and sales for resale price



Owner communities' energy usage



Owner communities' loads	2024 actual	2025 budget	2025 estimate	2026 budget
Summer peak demand (MW) ⁽¹⁾	691	701	678	673
Nonsummer peak demand (MW) ⁽¹⁾	529	502	517	516
Metered coincident demand (MW) ⁽²⁾	6,144	6,302	6,239	6,246
Billing determinants ^{(2) (3)}				
Noncoincident billing demand (MW)	6,734	6,847	6,757	6,723
Coincident billing demand (MW)	6,655	6,786	6,686	6,666
Energy (MWh)	3,181,430	3,287,172	3,212,859	3,247,675
Sales for resale				
Energy (MWh) ⁽⁴⁾	1,266,660	1,046,709	1,352,923	1,265,780
Capacity (MW-Mo) ⁽²⁾	1,555	2,165	2,165	1,700

(1) Summer season is June through September. The nonsummer season is January through May and October through December.

(2) Accumulated monthly values.

(3) Billing demand is subject to a monthly minimum demand charge and excludes large customer service.

(4) Includes long-term and short-term sales.

Sales to owner communities
Fort Collins

	2024 actual	2025 budget	2025 estimate	2026 budget
Owner community allocation	47.3%	47.0%	47.0%	46.7%
Noncoincident billing demand (MW) ⁽¹⁾	3,011	3,075	3,016	3,004
Coincident billing demand (MW) ⁽¹⁾	3,007	3,070	3,012	3,004
Energy supplied (MWh)	1,471,417	1,527,900	1,485,410	1,507,696
Owner community charge	\$ 7,409,154	\$ 8,652,432	\$ 8,652,437	\$ 9,437,700
Demand charges				
Transmission demand	\$ 20,109,926	\$ 20,602,608	\$ 20,080,334	\$ 21,150,888
Generation demand	16,727,863	20,008,538	19,709,831	21,572,442
Total demand charges	\$ 36,837,789	\$ 40,611,146	\$ 39,790,165	\$ 42,723,330
Energy charges				
Fixed cost energy	\$ 24,734,516	\$ 27,043,822	\$ 26,291,762	\$ 28,208,999
Variable cost energy	35,711,286	37,555,772	36,511,384	38,943,798
Total energy charges	\$ 60,445,802	\$ 64,599,594	\$ 62,803,146	\$ 67,152,797
Total charges	\$ 104,692,745	\$ 113,863,172	\$ 111,245,748	\$ 119,313,827
Average blended rate (\$/MWh)	\$ 71.15	\$ 74.52	\$ 74.89	\$ 79.14

Longmont

Owner community allocation	25.7%	25.9%	25.9%	26.2%
Noncoincident billing demand (MW) ⁽¹⁾	1,887	1,908	1,882	1,882
Coincident billing demand (MW) ⁽¹⁾	1,864	1,901	1,871	1,878
Energy supplied (MWh)	836,157	865,021	842,254	852,672
Owner community charge	\$ 4,028,963	\$ 4,776,612	\$ 4,776,617	\$ 5,284,704
Demand charges				
Transmission demand	\$ 12,604,933	\$ 12,781,915	\$ 12,521,887	\$ 13,246,936
Generation demand	10,383,287	12,391,488	12,254,389	13,487,978
Total demand charges	\$ 22,988,220	\$ 25,173,403	\$ 24,776,276	\$ 26,734,914
Energy charges				
Fixed cost energy	\$ 14,055,801	\$ 15,310,876	\$ 14,907,902	\$ 15,953,492
Variable cost energy	20,293,532	21,262,220	20,702,613	22,024,515
Total energy charges	\$ 34,349,333	\$ 36,573,096	\$ 35,610,515	\$ 37,978,007
Total charges	\$ 61,366,516	\$ 66,523,111	\$ 65,163,408	\$ 69,997,625
Average blended rate (\$/MWh)	\$ 73.39	\$ 76.90	\$ 77.37	\$ 82.09

Sales to owner communities (continued)

	2024 actual	2025 budget	2025 estimate	2026 budget
Loveland				
Owner community allocation	22.8%	22.8%	22.8%	22.8%
Noncoincident billing demand (MW) ⁽¹⁾	1,562	1,587	1,571	1,556
Coincident billing demand (MW) ⁽¹⁾	1,556	1,582	1,563	1,552
Energy supplied (MWh)	737,328	751,399	746,713	747,240
Owner community charge	\$ 3,115,355	\$ 3,675,024	\$ 3,675,029	\$ 4,047,900
Demand charges				
Transmission demand	\$ 10,435,783	\$ 10,630,677	\$ 10,452,838	\$ 10,951,911
Generation demand	8,670,168	10,310,229	10,246,210	11,143,875
Total demand charges	\$ 19,105,951	\$ 20,940,906	\$ 20,699,048	\$ 22,095,786
Energy charges				
Fixed cost energy	\$ 10,969,659	\$ 11,687,782	\$ 11,595,858	\$ 12,282,357
Variable cost energy and large customer service	20,748,764	21,579,890	21,462,192	22,470,682
Total energy charges	\$ 31,718,423	\$ 33,267,672	\$ 33,058,050	\$ 34,753,039
Total charges	\$ 53,939,729	\$ 57,883,602	\$ 57,432,127	\$ 60,896,725
Average blended rate (\$/MWh)	\$ 73.16	\$ 77.03	\$ 76.91	\$ 81.50
Estes Park				
Owner community allocation	4.2%	4.3%	4.3%	4.3%
Noncoincident billing demand (MW) ⁽¹⁾	274	277	288	281
Coincident billing demand (MW) ⁽¹⁾	228	233	240	232
Energy supplied (MWh)	136,528	142,852	138,482	140,067
Owner community charge	\$ 659,741	\$ 786,588	\$ 786,585	\$ 868,992
Demand charges				
Transmission demand	\$ 1,830,995	\$ 1,858,289	\$ 1,899,571	\$ 1,982,084
Generation demand	1,233,623	1,482,503	1,553,948	1,623,447
Total demand charges	\$ 3,064,618	\$ 3,340,792	\$ 3,453,519	\$ 3,605,531
Energy charges				
Fixed cost energy	\$ 2,286,914	\$ 2,528,482	\$ 2,451,122	\$ 2,620,645
Variable cost energy	3,312,831	3,511,306	3,403,874	3,617,918
Total energy charges	\$ 5,599,745	\$ 6,039,788	\$ 5,854,996	\$ 6,238,563
Total charges	\$ 9,324,104	\$ 10,167,168	\$ 10,095,100	\$ 10,713,086
Average blended rate (\$/MWh)	\$ 68.29	\$ 71.17	\$ 72.90	\$ 76.49

Sales to owner communities (continued)

	2024 actual	2025 budget	2025 estimate	2026 budget
Total owner communities				
Owner community allocation	100.0%	100.0%	100.0%	100.0%
Noncoincident billing demand (MW) ⁽¹⁾	6,734	6,847	6,757	6,723
Coincident billing demand (MW) ⁽¹⁾	6,655	6,786	6,686	6,666
Energy supplied (MWh)	3,181,430	3,287,172	3,212,859	3,247,675
Owner community charge	\$ 15,213,213	\$ 17,890,656	\$ 17,890,668	\$ 19,639,296
Demand charges				
Transmission demand	\$ 44,981,637	\$ 45,873,489	\$ 44,954,630	\$ 47,331,819
Generation demand	37,014,941	44,192,758	43,764,378	47,827,742
Total demand charges	\$ 81,996,578	\$ 90,066,247	\$ 88,719,008	\$ 95,159,561
Energy charges				
Fixed cost energy	\$ 52,046,890	\$ 56,570,962	\$ 55,246,644	\$ 59,065,493
Variable cost energy and large customer service	80,066,413	83,909,188	82,080,063	87,056,913
Total energy charges	\$ 132,113,303	\$ 140,480,150	\$ 137,326,707	\$ 146,122,406
Total charges	\$ 229,323,094	\$ 248,437,053	\$ 243,936,383	\$ 260,921,263
Average blended rate (\$/MWh)	\$ 72.08	\$ 75.58	\$ 75.93	\$ 80.34

(1) Accumulated monthly values.

Operating expenses

Expenses incurred to generate and deliver electricity include purchased power, fuel, production, transmission and administrative and general. In addition, operating expenses include investments in DER. The production cost model determines the majority of budgeted expenses for purchased power and fuel, whereas expenses for production, transmission, administrative and general and DER are predominately determined by departmental budgets. Platte River emphasizes preventive and predictive maintenance to help control expenses, while also investing in strategic initiatives and working to advance the Resource Diversification Policy.

Purchased power

Purchased power is the largest classification of operating expenses. Purchased power includes purchases under long-term contracts for wind, solar and hydropower energy. Other purchases supplement additional energy and operating reserve requirements. Purchased power fluctuates with weather, market conditions and outages.

Platte River continues to diversify its resource portfolio by adding more noncarbon resources and by relying less on coal-fired resources through the PPAs listed below.

Wind

Wind generation includes 297 MW of nameplate capacity provided under long-term PPAs. The agreements are for deliveries from the following facilities.

- Roundhouse Wind Energy Center (225 MW) in Wyoming; contract ends May 31, 2042.
- Spring Canyon Wind Energy Center Phase II and III (60 MW combined) in Colorado; contracts end Oct. 31, 2039, and Dec. 10, 2039, respectively. To accommodate additional energy available from the Roundhouse Wind Energy Center and reduce ancillary services expense, Platte River sold the energy and renewable attribute from these sites under a 10-year contract that began in 2020. This energy is therefore not delivered to the owner communities for the term of the sales contract. At the end of the sales contract, the energy will return to Platte River.
- Silver Sage Windpower Project (12 MW) in Wyoming; contract ends Sept. 30, 2029. To accommodate additional wind available from the Roundhouse Wind Energy Center and to reduce transmission and ancillary services expenses, Platte River sold the energy and renewable attribute from this site under a long-term contract. This energy is therefore not delivered to the owner communities.

Solar and associated battery storage

Solar generation includes 309 MW of nameplate capacity with 2 MWh of battery storage provided under long-term PPAs. The agreements are for deliveries from the following facilities.

- Black Hollow Sun project phase 1 and phase 2 (257 MW combined) in Weld County; contract ends 20 calendar years from the first Jan. 1 after phase 2 achieves commercial operation, expected in fall 2026.
- Rawhide Flats Solar facility (30 MW) located at the Rawhide Energy Station; contract ends Dec. 14, 2041.
- Rawhide Prairie Solar facility (22 MW) located at the Rawhide Energy Station; contract ends March 18, 2041. This project has an integrated battery storage system of 2 MWh, which can be discharged once daily at a rate up to 1 MW per hour.

Hydropower

Platte River receives hydropower under two long-term contracts with WAPA. The hydropower contracts are subject to periodic price changes. The CRSP and LAP contracts end Sept. 30, 2057, and Sept. 30, 2054, respectively.

- CRSP contract rate of delivery amounts are 106 MW in the summer and 136 MW in the winter, which are not being met due to drought conditions. Actual capacity available varies by month. During the summer season, estimated available capacity ranges from 30 MW to 45 MW. In the winter season, estimated available capacity ranges from 36 MW to 42 MW. Available capacity and energy may further change with drought conditions, and if conditions worsen, there may be periods with no delivered energy.
- LAP capacity is 30 MW in the summer and 32 MW in the winter. The available capacity from LAP varies from 23 MW to 30 MW in the summer season and 26 MW to 32 MW in the winter season.

Other purchases

Market purchases provide energy through participation in the SPP WEIS market and SPP RTO as previously described in the strategic initiatives and revenues sections.

Bilateral purchases involve a single counterparty and are specifically negotiated deals. These provide energy to satisfy loads, replace power during outages and meet reserve requirements.

Platte River purchases capacity of approximately 4.022 MW and 0.333 MW from Fort Collins and Loveland community solar facilities, respectively. For these two facilities, the owner communities retain the renewable attributes and the facilities are not part of Platte River's noncarbon resource portfolio.

Fuel

Fuel expense is one of the largest classifications of operating expenses, although it has declined as a percentage of total operating expenses as fossil-fueled generation becomes a smaller component of Platte River's resource portfolio. Changes to market conditions, primarily in coal and natural gas pricing, have significant impact on fuel expense. Fuel expense includes coal purchased for Rawhide Unit 1 and Craig Unit 2, and natural gas purchased for the frame units. The production cost model determines the majority of fuel

expense for the budget year, which fluctuates with commodity prices, and as resource availability changes with outages and market conditions, including weather.

Rawhide Unit 1 (280 MW) is Platte River's largest baseload resource. As Platte River adds more noncarbon energy to its resource portfolio and participates in organized energy markets that help balance regional noncarbon generation, Rawhide Unit 1 operates with greater variability to accommodate higher intermittent renewable resource output.

Platte River purchases coal for Rawhide Unit 1 under a long-term contract that supplies all coal needed through the unit's life. The coal price defaults to a market index unless Platte River chooses to use price lock provisions outlined in the contract, which Platte River has exercised for 2026 projected coal purchases. The current coal contract is for low-sulfur coal from Antelope Mine in the Powder River Basin in Wyoming. A long-term transportation contract through 2026 establishes a base rate per delivered ton, which is subject to an annual adjustment based on specified indices and a fuel adjustment charge.

Platte River owns 18% of Craig Unit 2 (74 MW). Platte River purchases coal for Craig Unit 2 under a long-term contract with Trapper Mining, Inc. The agreement with Trapper Mining currently runs through 2025 and will be extended through September 2028. Platte River has a minority ownership share of the mine. Platte River will work to structure future fuel supply deliveries and fuel inventory levels to align with operations and the planned closure timeline of Craig Unit 2. As mining operations at Trapper Mine begin to wind down, final reclamation efforts will ramp up significantly over the next several years. These activities will be followed by a ten-year monitoring period to ensure compliance and environmental stewardship.

Natural gas-fired combustion turbines include five simple-cycle frame combustion turbines: four General Electric 7EAs (Rawhide units A and C, 75 MW each; Rawhide units B and D, 65 MW each) and one General Electric 7FA (Rawhide Unit F, 145 MW). The combustion turbines meet peak load demand, provide reserves during outages of the coal-fired units and serve sales for resale. Platte River purchases natural gas at market prices as needed. Natural gas needs fluctuate with load, market energy prices and the addition of noncarbon energy resources. Platte River is engaged in long-term natural gas planning and developing strategies to strengthen its supply as Rawhide Unit 1 approaches retirement.

Production

Production expenses include operations and maintenance expenses (excluding fuel) incurred for the Rawhide Energy Station, the Craig Generating Station and power operations. Rawhide expenses are predominately determined by departmental budgets. Craig expenses are determined by Tri-State Generation and Transmission Association, Inc. (Tri-State), the operating agent, and approved by the engineering and operations committee, of which Platte River is a member.

Rawhide Energy Station

Rawhide Unit 1 is Platte River's largest resource and will retire by the end of 2029. Platte River plans continued investment in preventive and predictive maintenance so that the resource is reliable, safe and compliant through its remaining operating life. Based on needs ahead of

retirement, the final scheduled major maintenance outage is planned for the fall of 2025. After this outage, no accruals for estimated future costs are expected. Personnel expenses that are charged to operations and maintenance can fluctuate with labor charged to capital projects and fluctuations in headcount in any given year.

Craig Generating Station

Routine operations and maintenance expenses for Craig Unit 2 maintain reliability and environmental compliance until retirement. To limit reliance on coal-fired resources and avoid excessive capital costs to comply with changing environmental regulations, participants in Craig Unit 2 agreed to retire the facility by September 2028.

Power operations

Power operations relates to managing resources, including purchases, to meet load and sales for resale obligations. The focus is to provide the owner communities with a reliable energy supply, cost-effectively optimize how that demand is served and create additional value through the sale of available energy and capacity to third parties.

Transmission

Transmission maintenance supports the safe and reliable delivery of power across Platte River's regional transmission system. Transmission expenses also include Platte River's share of operating and maintaining jointly owned transmission facilities, ancillary services and transmission wheeling expenses for load. Transmission expenses are primarily developed through departmental budgets. Personnel expenses charged to operations and maintenance can fluctuate with the amount of labor charged to capital projects and changes in headcount in any given year.

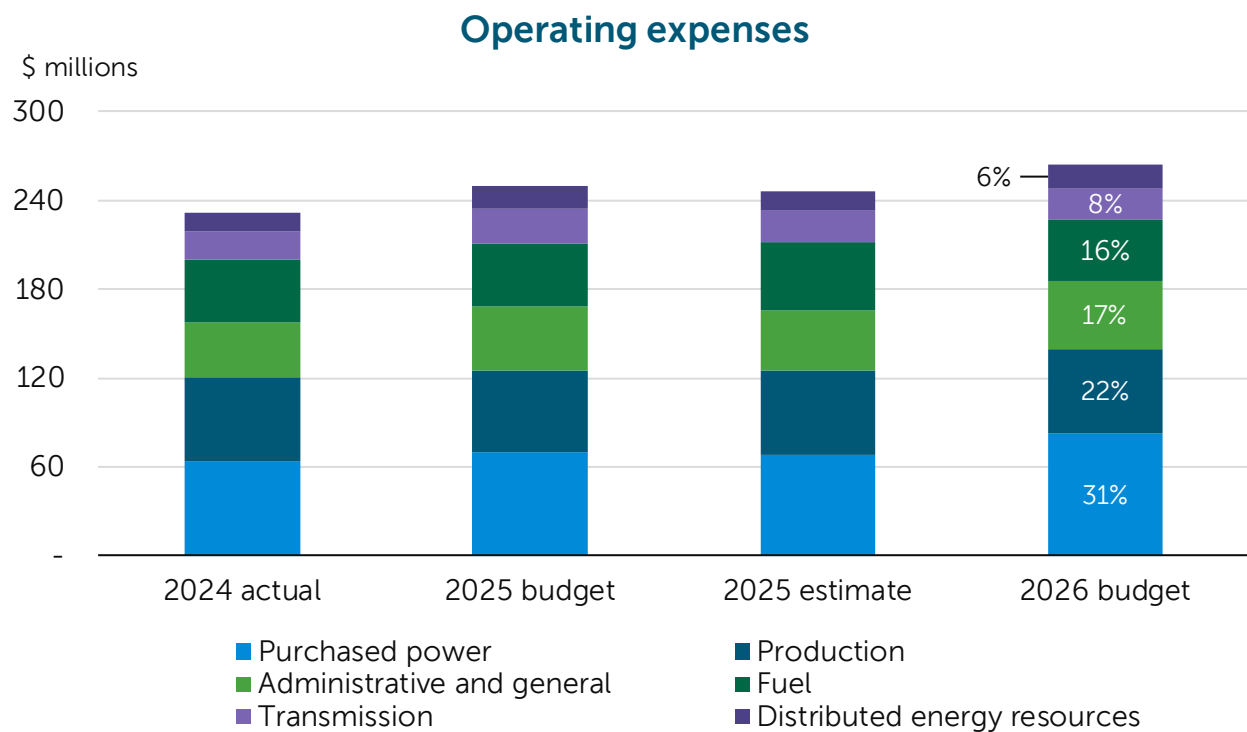
Administrative and general

Administrative and general expenses include all expenses incurred that are not directly allocated to capital or assigned to fuel, production, transmission or DER. These expenses include those related to the general manager, communications, community and government affairs, human resources, safety, general counsel, technology services, financial services, facilities and fleet. The largest expense is personnel, which includes salaries and benefits. With the changing environment and continued focus on operational excellence, Platte River has invested and will continue to invest in employees to achieve strategic initiatives and goals.

Distributed energy resources

DER expenses include all expenses to administer and implement Platte River's DER programs. Distributed energy solutions investment continues due to its success and positive system and community benefits. Development and testing continue with other DER, DERMS and demand response programs as Platte River works to implement the long-range DER strategy to support the resource diversification planning and integration strategic initiative and the Resource Diversification Policy.

Operating expenses (\$000)	2024 actual	2025 budget	2025 estimate	2026 budget
Purchased power	\$ 63,230	\$ 69,789	\$ 68,200	\$ 82,484
Fuel	42,173	42,435	46,184	41,088
Production	56,950	55,512	56,493	57,070
Transmission	19,590	23,901	22,004	21,477
Administrative and general	37,448	43,186	40,627	46,168
Distributed energy resources	12,003	15,200	12,322	15,827
Total operating expenses	\$ 231,394	\$ 250,023	\$ 245,830	\$ 264,114



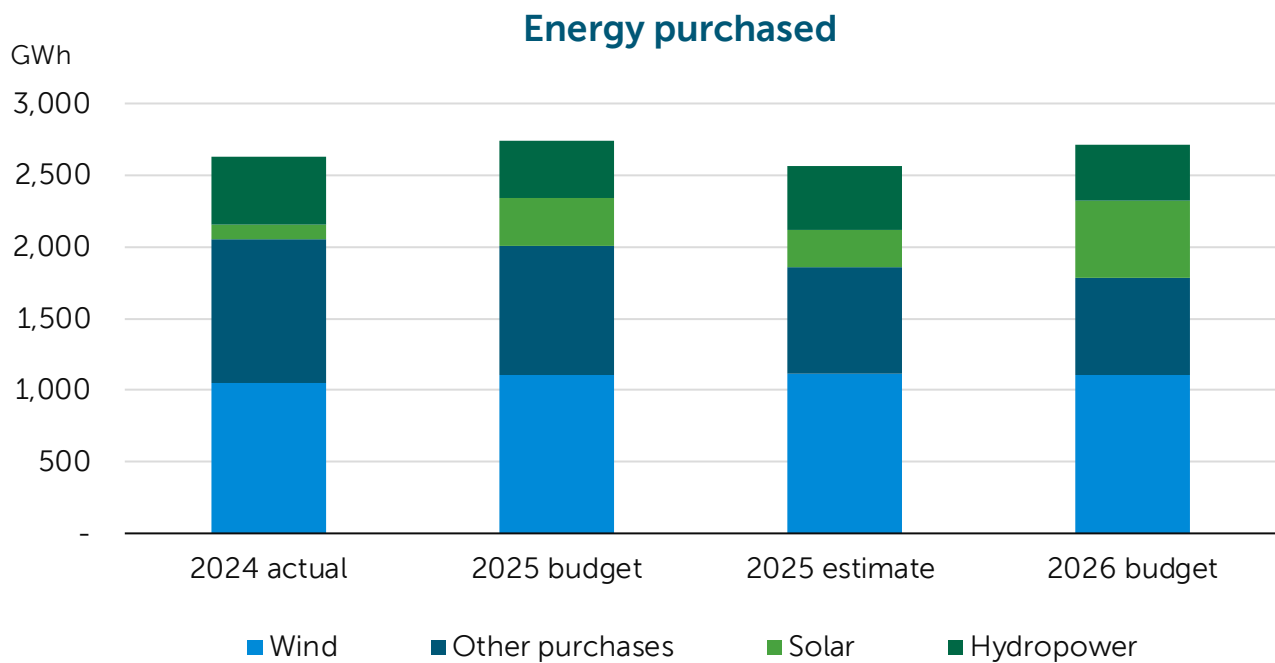
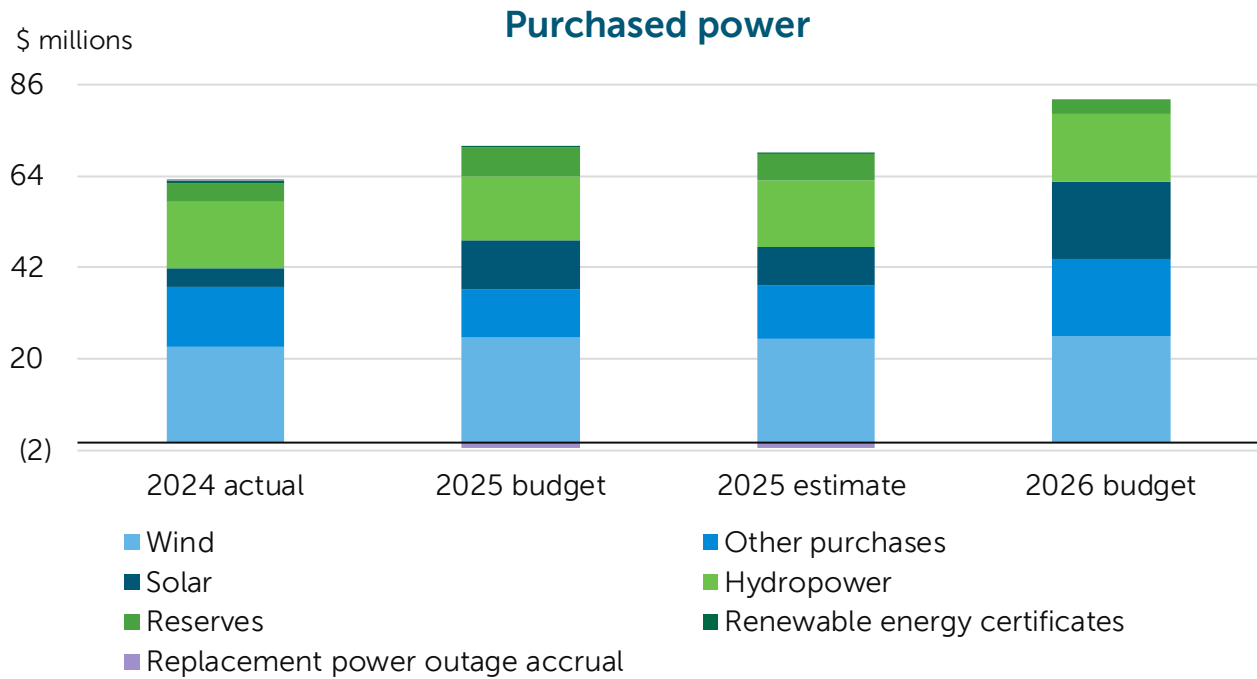
	2024 actual	2025 budget	2025 estimate	2026 budget
Purchased power				
Wind				
Roundhouse				
Energy (MWh)	845,451	837,468	861,177	837,499
Energy \$	\$ 14,626,254	\$ 14,488,210	\$ 14,898,835	\$ 14,488,742
Spring Canyon II ⁽¹⁾				
Energy (MWh)	71,930	125,208	114,135	125,208
Energy \$	\$ 2,435,698	\$ 4,339,994	\$ 3,957,999	\$ 4,448,146
Spring Canyon III ⁽¹⁾				
Energy (MWh)	96,334	105,945	105,816	105,945
Energy \$	\$ 3,248,652	\$ 3,665,331	\$ 3,660,893	\$ 3,756,682
Silver Sage ⁽²⁾				
Energy (MWh)	31,044	37,850	33,663	37,850
Energy \$	\$ 2,126,284	\$ 2,655,268	\$ 2,363,641	\$ 2,721,664
Medicine Bow				
Energy (MWh)	9,446	-	-	-
Energy \$	\$ 370,429	\$ -	\$ -	\$ -
Total wind				
Energy (MWh)	1,054,205	1,106,471	1,114,791	1,106,502
Energy \$	\$ 22,807,317	\$ 25,148,803	\$ 24,881,368	\$ 25,415,234
Solar				
Black Hollow Sun				
Energy (MWh)	-	220,160	149,864	423,399
Energy \$	\$ -	\$ 6,996,682	\$ 4,543,032	\$ 13,632,051
Rawhide Flats Solar				
Energy (MWh)	61,049	59,226	61,967	59,993
Energy \$	\$ 3,263,062	\$ 3,165,645	\$ 3,321,695	\$ 3,206,601
Rawhide Prairie Solar				
Energy (MWh)	42,956	51,517	46,972	52,525
Energy \$	\$ 1,334,278	\$ 1,693,583	\$ 1,527,952	\$ 1,726,363
Total solar				
Energy (MWh)	104,005	330,903	258,803	535,917
Energy \$	\$ 4,597,340	\$ 11,855,910	\$ 9,392,679	\$ 18,565,015
Hydropower				
WAPA-CRSP				
Demand (MW-Mo)	1,450	1,450	1,450	1,450
Demand \$	\$ 7,612,512	\$ 7,612,512	\$ 7,612,512	\$ 7,993,140
Energy (MWh)	361,648	297,904	341,401	281,456
Energy \$	\$ 4,469,964	\$ 3,682,096	\$ 4,219,721	\$ 3,652,734
Total CRSP	\$ 12,082,476	\$ 11,294,608	\$ 11,832,233	\$ 11,645,874

Purchased power (continued)	2024 actual	2025 budget	2025 estimate	2026 budget
Hydropower (continued)				
WAPA-LAP				
Demand (MW-Mo)	372	369	369	369
Demand \$	\$ 1,784,131	\$ 1,926,306	\$ 1,926,306	\$ 2,084,988
Energy (MWh)	109,196	108,502	108,026	108,025
Energy \$	\$ 1,999,388	\$ 2,161,366	\$ 2,155,379	\$ 2,327,946
Total LAP	\$ 3,783,519	\$ 4,087,672	\$ 4,081,685	\$ 4,412,934
Total hydropower				
Demand (MW-Mo)	1,822	1,819	1,819	1,819
Demand \$	\$ 9,396,643	\$ 9,538,818	\$ 9,538,818	\$ 10,078,128
Energy (MWh)	470,844	406,406	449,427	389,481
Energy \$	\$ 6,469,352	\$ 5,843,462	\$ 6,375,100	\$ 5,980,680
Total \$	\$ 15,865,995	\$ 15,382,280	\$ 15,913,918	\$ 16,058,808
Other purchases				
Market purchases				
Energy (MWh)	985,937	866,367	634,415	603,742
Energy \$	\$ 13,993,490	\$ 10,641,291	\$ 8,784,741	\$ 16,038,805
Bilateral purchases				
Energy (MWh)	13,256	26,819	98,545	67,211
Energy \$	\$ 443,647	\$ 743,703	\$ 3,714,983	\$ 2,521,228
Owner community solar programs ⁽³⁾				
Energy (MWh)	7,270	7,639	7,168	7,613
Energy \$	\$ 286,765	\$ 178,818	\$ 260,664	\$ 227,330
Forced outage exchange				
Energy (MWh)	(9,500)	-	-	-
Energy \$	\$ (217,621)	\$ -	\$ -	\$ -
Total other purchases				
Energy (MWh)	996,963	900,825	740,128	678,566
Energy \$	\$ 14,506,281	\$ 11,563,812	\$ 12,760,388	\$ 18,787,363
Reserves	\$ 4,585,251	\$ 6,976,092	\$ 6,389,352	\$ 3,657,405
Renewable energy certificates	\$ 550,220	\$ 134,375	\$ 134,375	\$ -
Replacement power outage accrual	\$ 317,190	\$ (1,272,281)	\$ (1,272,281)	\$ -
Total purchased power	\$ 63,229,594	\$ 69,788,991	\$ 68,199,799	\$ 82,483,825

(1) Effective June 2020, Spring Canyon II and III energy and renewable attributes have been sold to a third party.

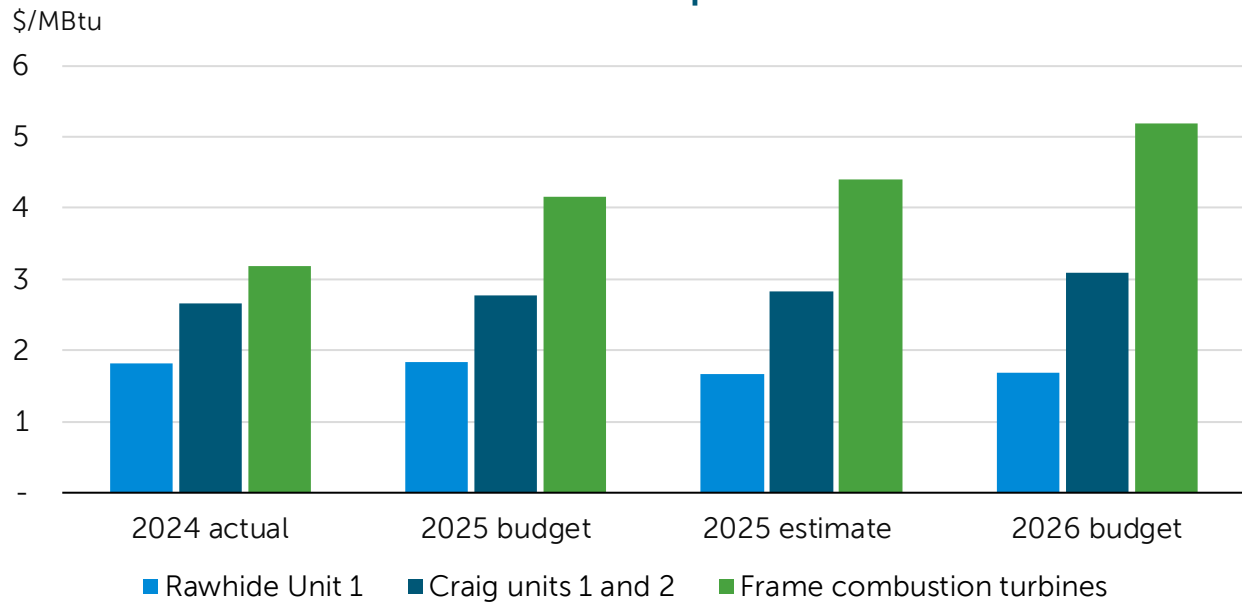
(2) Effective October 2018, Silver Sage energy and the renewable attribute have been sold to a third party.

(3) The owner communities retain the renewable attributes.

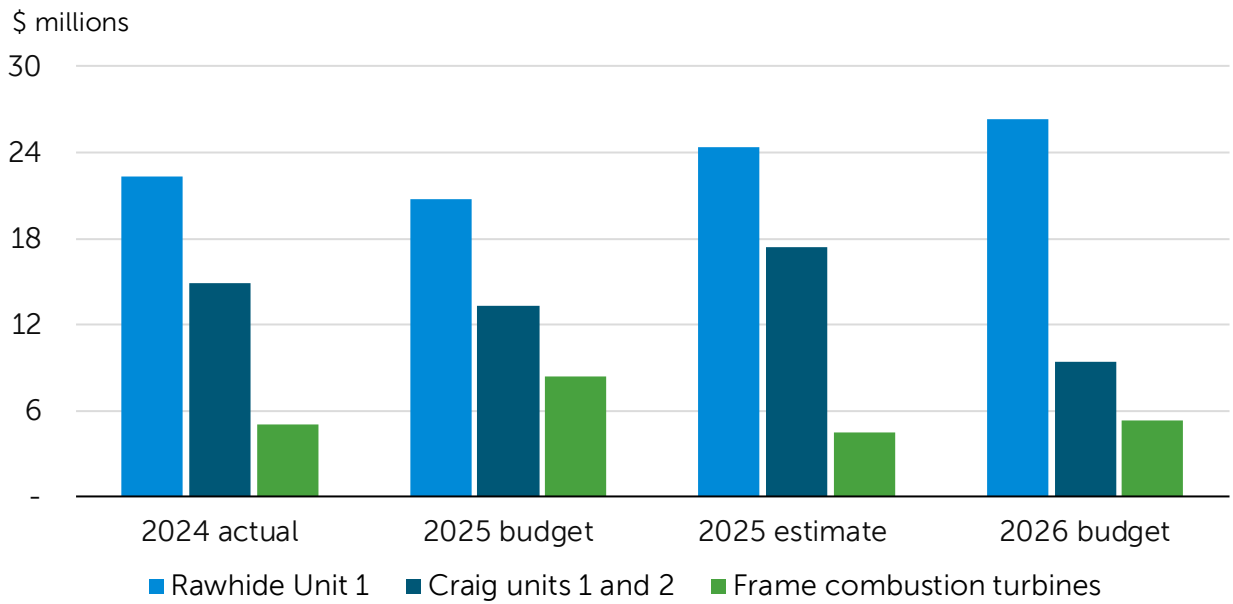


Fuel	2024 actual	2025 budget	2025 estimate	2026 budget
Rawhide Unit 1				
Coal burned (MBtu)	12,241,754	11,302,576	14,532,776	15,581,531
\$/MBtu	\$ 1.78	\$ 1.77	\$ 1.62	\$ 1.65
Coal expense	\$ 21,816,849	\$ 19,962,720	\$ 23,587,712	\$ 25,777,774
Car lease and other	3,730	22,000	28,000	4,500
Oil	126,330	200,000	251,149	80,000
Fuel ash disposal	(142,161)	(100,000)	(142,910)	(100,000)
Fuel handling	453,270	572,466	556,117	500,238
Testing and analysis	50,197	49,000	68,721	59,000
Total Rawhide Unit 1	\$ 22,308,215	\$ 20,706,186	\$ 24,348,789	\$ 26,321,512
Craig units 1 and 2				
Coal burned (MBtu)	5,587,367	4,809,905	6,129,789	3,047,580
\$/MBtu	\$ 2.59	\$ 2.69	\$ 2.74	\$ 2.82
Coal expense	\$ 14,494,307	\$ 12,959,330	\$ 16,804,481	\$ 8,593,125
Oil	24,464	20,000	15,860	30,000
Natural gas	40,120	130,000	73,498	70,000
Fuel handling	286,393	213,304	469,981	721,041
Total Craig units 1 and 2	\$ 14,845,284	\$ 13,322,634	\$ 17,363,820	\$ 9,414,166
Rawhide units A, B, C, D and F (frame combustion turbines)				
Natural gas burned (MBtu)	1,575,608	2,021,874	1,015,735	1,033,224
\$/MBtu	\$ 3.12	\$ 4.11	\$ 4.40	\$ 5.08
Natural gas expense	\$ 4,909,314	\$ 8,306,668	\$ 4,466,657	\$ 5,252,323
Other gas expense	110,102	100,000	4,903	100,000
Total Rawhide units A, B, C, D and F (frame combustion turbines)	\$ 5,019,416	\$ 8,406,668	\$ 4,471,560	\$ 5,352,323
Total fuel	\$ 42,172,915	\$ 42,435,488	\$ 46,184,169	\$ 41,088,001

Fuel unit cost per MBtu

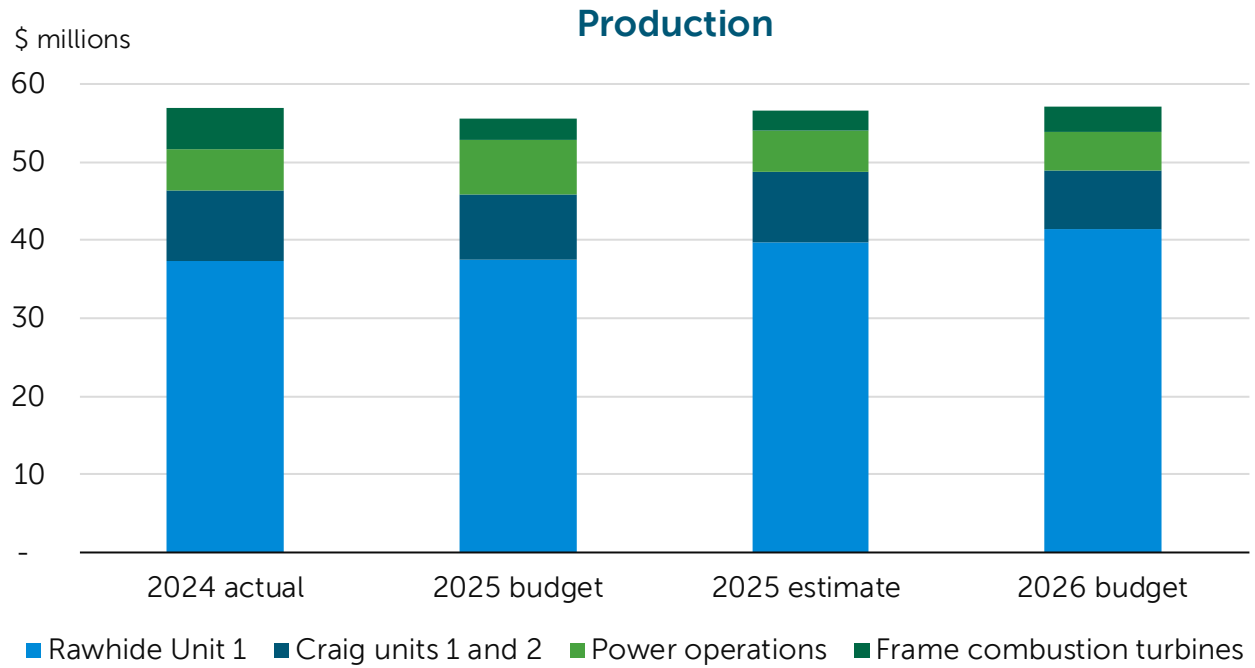


Fuel



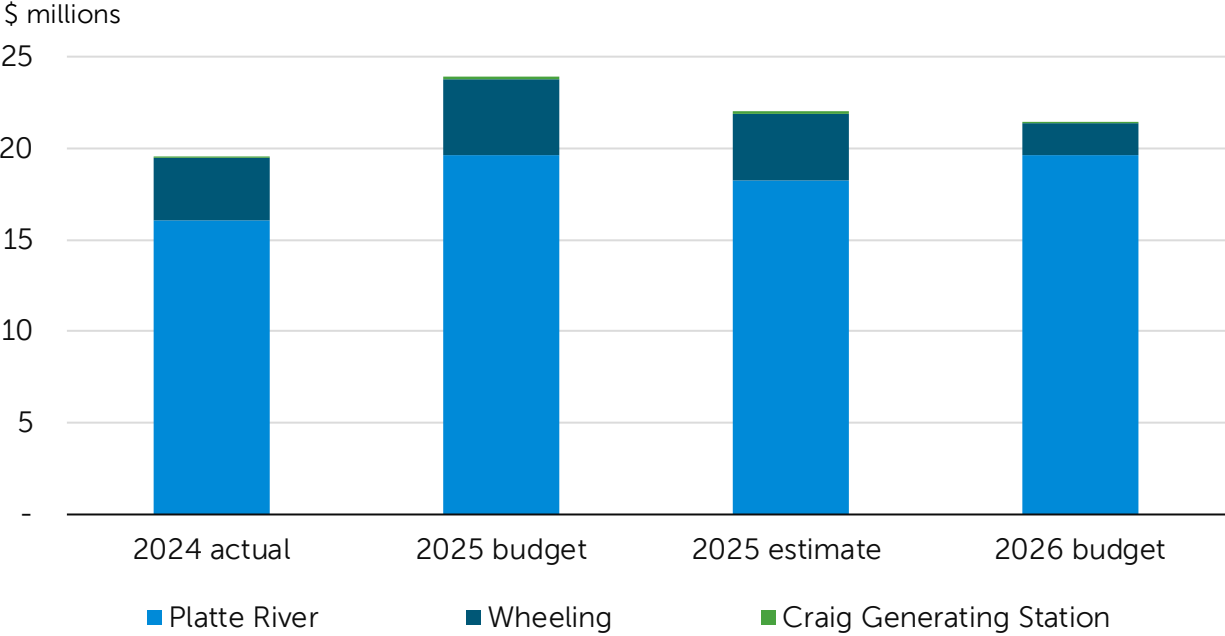
	2024 actual	2025 budget	2025 estimate	2026 budget
Production				
Rawhide Unit 1				
Personnel expenses				
Regular wages	\$ 10,899,990	\$ 11,016,215	\$ 10,998,405	\$ 11,026,947
Overtime wages	1,436,274	2,505,958	2,744,764	1,738,480
Benefits allocation	5,189,309	6,140,764	6,211,778	6,392,045
Total personnel expenses	17,525,573	19,662,937	19,954,947	19,157,472
Operations and maintenance				
Office expenses	8,046	19,200	14,536	18,000
Safety expenses	80,891	129,700	98,702	132,255
Furniture and equipment	10,403	20,200	25,473	20,200
Local business expense	36,755	54,650	54,611	41,977
Postage and deliveries	8,034	23,500	23,452	11,330
O&M materials and supplies	3,375,922	7,496,735	8,234,674	4,598,217
Gasoline and diesel	67,986	152,570	123,843	81,200
Tools and shop equipment	48,278	83,820	68,352	83,300
Outage accrual	3,891,985	(10,397,526)	(10,397,526)	-
Total operations and maintenance	7,528,300	(2,417,151)	(1,753,883)	4,986,479
Contractual services				
Contracted services	6,471,291	13,408,458	14,906,645	7,864,683
Insurance	1,231,708	1,409,512	1,319,056	1,400,667
Travel and training	310,060	301,825	367,949	394,831
Telephone services	44,568	35,013	32,918	2,004
Utilities	608,297	494,628	358,606	520,173
Dues, memberships and fees	66,301	30,120	27,218	33,400
Total contractual services	8,732,225	15,679,556	17,012,392	10,215,758
Windy Gap				
Contracted services	84,036	-	-	35,000
Pooled financing expenses	2,964,246	3,769,570	3,526,004	5,900,453
Leases and rents	411,705	786,492	888,066	1,165,068
Total Windy Gap	3,459,987	4,556,062	4,414,070	7,100,521
Total Rawhide Unit 1	37,246,085	37,481,404	39,627,526	41,460,230
Craig units 1 and 2				
Operating expenses	9,168,804	8,328,662	9,151,502	7,406,669
Fiscal impact payment	23,209	23,209	23,209	23,209
Total Craig units 1 and 2	9,192,013	8,351,871	9,174,711	7,429,878
Total thermal	46,438,098	45,833,275	48,802,237	48,890,108

Production (continued)	2024 actual	2025 budget	2025 estimate	2026 budget
Rawhide units A, B, C, D and F (frame combustion turbines)				
Personnel expenses				
Regular wages	\$ 562,326	\$ 884,645	\$ 575,958	\$ 879,267
Overtime wages	209,189	122,621	166,228	168,657
Benefits allocation	<u>340,220</u>	<u>459,260</u>	<u>342,098</u>	<u>495,064</u>
Total personnel expenses	1,111,735	1,466,526	1,084,284	1,542,988
O&M materials and supplies	527,907	405,314	496,725	661,588
Contracted services	3,079,306	540,902	605,042	592,752
Insurance	543,513	262,988	240,688	273,862
Travel and training	12,264	37,000	28,502	31,450
Telephone services	652	600	595	700
Utilities	1,015	3,000	2,262	1,500
Dues, memberships and fees	<u>8,979</u>	<u>49,500</u>	<u>49,266</u>	<u>49,500</u>
Total Rawhide units A, B, C, D and F (frame combustion turbines)	5,285,371	2,765,830	2,507,364	3,154,340
Power operations				
Personnel expenses				
Regular wages	2,654,011	3,465,912	2,931,136	2,666,311
Overtime wages	68,023	90,843	89,214	56,669
Benefits allocation	<u>1,156,459</u>	<u>1,586,663</u>	<u>1,331,233</u>	<u>1,371,455</u>
Total personnel expenses	3,878,493	5,143,418	4,351,583	4,094,435
Local business expense	1,717	3,200	4,976	3,500
Craig units 1 and 2 operating expenses	44,826	30,834	51,498	35,000
Contracted services	1,207,738	1,606,217	679,364	773,755
Travel and training	58,884	77,100	52,138	75,546
Telephone services	13,115	20,566	15,142	7,200
Dues, memberships and fees	<u>21,853</u>	<u>31,475</u>	<u>29,310</u>	<u>36,592</u>
Total power operations	<u>5,226,626</u>	<u>6,912,810</u>	<u>5,184,011</u>	<u>5,026,028</u>
Total production	<u>\$ 56,950,095</u>	<u>\$ 55,511,915</u>	<u>\$ 56,493,612</u>	<u>\$ 57,070,476</u>



	2024 actual	2025 budget	2025 estimate	2026 budget
Transmission				
Platte River				
Personnel expenses				
Regular wages	\$ 7,499,567	\$ 8,623,757	\$ 8,216,096	\$ 8,487,298
Overtime wages	573,170	512,963	537,075	546,883
Benefits allocation	<u>3,393,524</u>	<u>4,106,845</u>	<u>3,811,075</u>	<u>4,211,337</u>
Total personnel expenses	11,466,261	13,243,565	12,564,246	13,245,518
Materials and other expenses				
Safety expenses	7,833	16,450	11,175	18,350
Local business expense	20,527	13,750	11,809	14,750
Postage and deliveries	559	500	206	500
O&M materials and supplies	247,084	336,691	278,498	624,692
Gasoline and diesel	35,039	35,100	29,995	39,405
Tools and shop equipment	13,601	19,008	13,941	16,012
Computer equipment	<u>6,382</u>	<u>24,000</u>	<u>7,640</u>	<u>13,000</u>
Total materials and other expenses	331,025	445,499	353,264	726,709
Contractual services				
Contracted services	3,615,090	4,929,171	4,413,534	2,936,160
Insurance	-	228,274	209,130	228,978
Travel and training	107,062	171,000	132,704	136,006
Telephone services	35,852	27,252	23,888	2,558
Utilities	3,239	4,008	9,858	4,788
Dues, memberships and fees	402,126	456,700	424,747	2,201,173
Leases and rents	<u>108,918</u>	<u>128,555</u>	<u>154,005</u>	<u>133,880</u>
Total contractual services	4,272,287	5,944,960	5,367,866	5,643,543
Total Platte River	16,069,573	19,634,024	18,285,376	19,615,770
Craig Generating Station				
Operating expenses	66,562	88,173	81,665	88,450
Contracted services	<u>10,563</u>	<u>11,437</u>	<u>11,437</u>	<u>1,500</u>
Total Craig Generating Station	77,125	99,610	93,102	89,950
Transmission by others				
Wheeling expense	<u>3,444,042</u>	<u>4,167,053</u>	<u>3,625,336</u>	<u>1,771,253</u>
Total transmission	<u>\$ 19,590,740</u>	<u>\$ 23,900,687</u>	<u>\$ 22,003,814</u>	<u>\$ 21,476,973</u>

Transmission

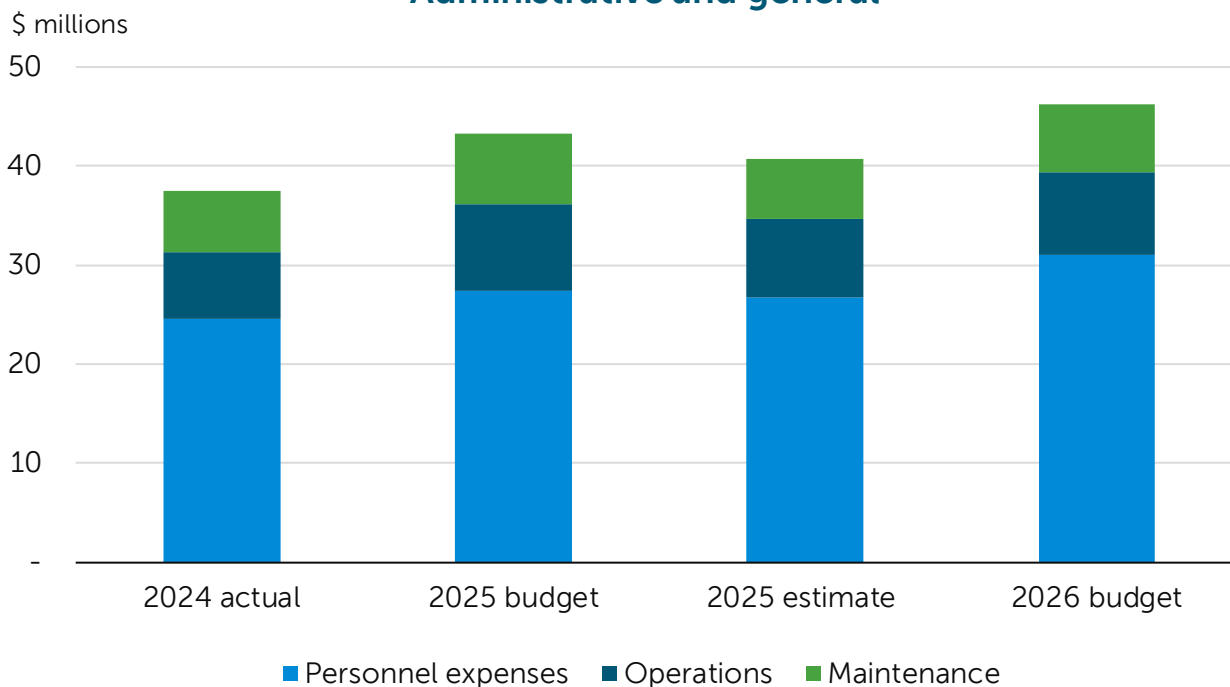


Administrative and general	2024 actual	2025 budget	2025 estimate	2026 budget
Operations				
Personnel expenses				
Regular wages	\$ 17,230,225	\$ 18,850,916	\$ 18,398,836	\$ 20,499,209
Overtime wages	78,658	47,380	73,993	83,133
Benefits allocation	<u>7,278,375</u>	<u>8,423,373</u>	<u>8,263,133</u>	<u>10,403,255</u>
Total personnel expenses	24,587,258	27,321,669	26,735,962	30,985,597
Office operations				
Office expenses	13,700	3,125	4,304	2,000
Furniture and equipment	17,888	12,500	17,248	12,500
Local business expense	160,292	230,224	195,698	292,632
Postage and deliveries	10,186	19,550	14,374	10,829
Gasoline and diesel	25,937	32,400	23,775	30,000
Computer equipment	479,130	641,598	511,821	613,125
Contracted services	565,053	709,552	605,183	817,412
Travel and training	148,819	219,313	146,730	1,136,645
Telephone services	58,299	53,760	92,078	111,313
Utilities	266,358	237,092	238,203	270,012
Dues, memberships and fees	261,715	339,413	473,939	367,200
Other financing expenses	<u>35,164</u>	<u>48,900</u>	<u>34,645</u>	<u>43,900</u>
Total office operations	2,042,541	2,547,427	2,357,998	3,707,568
Safety				
Safety expenses	15,105	7,015	5,446	9,072
Local business expense	7,040	3,500	7,470	4,500
Contracted services	23,928	31,125	60,299	35,450
Travel and training	559,867	740,734	727,340	-
Dues, memberships and fees	<u>400</u>	<u>700</u>	<u>920</u>	<u>700</u>
Total safety	606,340	783,074	801,475	49,722
Wellness incentive				
Safety expenses	92,283	100,250	115,001	99,550
Local business expense	40,680	32,050	30,167	41,900
Furniture and equipment	1,445	5,000	3,070	5,000
Contracted services	<u>20,411</u>	<u>43,300</u>	<u>42,704</u>	<u>27,800</u>
Total wellness incentive	154,819	180,600	190,942	174,250
Insurance	1,386,451	1,540,447	1,473,108	1,631,923
Board and enterprise expenses				
Local business expense	13,628	12,000	11,370	14,000
Contracted services	-	-	3,994	20,500
Travel and training	25,251	32,500	25,812	34,000
Dues, memberships and fees	123,212	136,950	139,802	145,915

Administrative and general (continued)	2024 actual	2025 budget	2025 estimate	2026 budget
Operations (continued)				
Board and enterprise expenses (continued)				
Trustees fees	\$ 12,000	\$ 12,000	\$ 18,000	\$ 18,000
Direct community support	120,000	120,000	120,000	120,000
Total board and enterprise expenses	294,091	313,450	318,978	352,415
Reporting and promotional expenses				
Local business expense	133,047	124,300	108,691	85,200
Contracted services	1,092,888	1,283,150	502,763	594,000
Total reporting and promotional expenses	1,225,935	1,407,450	611,454	679,200
Community engagement expenses				
Local business expense	236,634	293,000	260,015	282,300
Dues, memberships and fees	38,767	40,855	39,225	51,700
Total community engagement expenses	275,401	333,855	299,240	334,000
Planning and customer service expenses				
Local business expense	237	-	-	-
Contracted services	461,611	1,331,325	931,525	1,172,610
Dues, memberships and fees	120,822	195,000	190,017	191,675
Leases and rents	-	-	675,000	-
Total planning and customer service expenses	582,670	1,526,325	1,796,542	1,364,285
Compliance expenses				
Local business expense	2,325	5,000	3,839	5,000
O&M materials and supplies	-	-	26,716	-
Contracted services	21,950	47,000	29,626	10,000
Travel and training	38,553	51,100	42,810	47,850
Total compliance expenses	62,828	103,100	102,991	62,850
Total administrative and general operations	31,218,334	36,057,397	34,688,690	39,341,810
Maintenance				
Building and grounds maintenance				
O&M materials and supplies	156,650	150,684	160,576	200,378
Tools and shop equipment	8,105	5,000	(108)	19,500
Contracted services	626,705	727,850	596,994	659,663
Total building and grounds maintenance	791,460	883,534	757,462	879,541

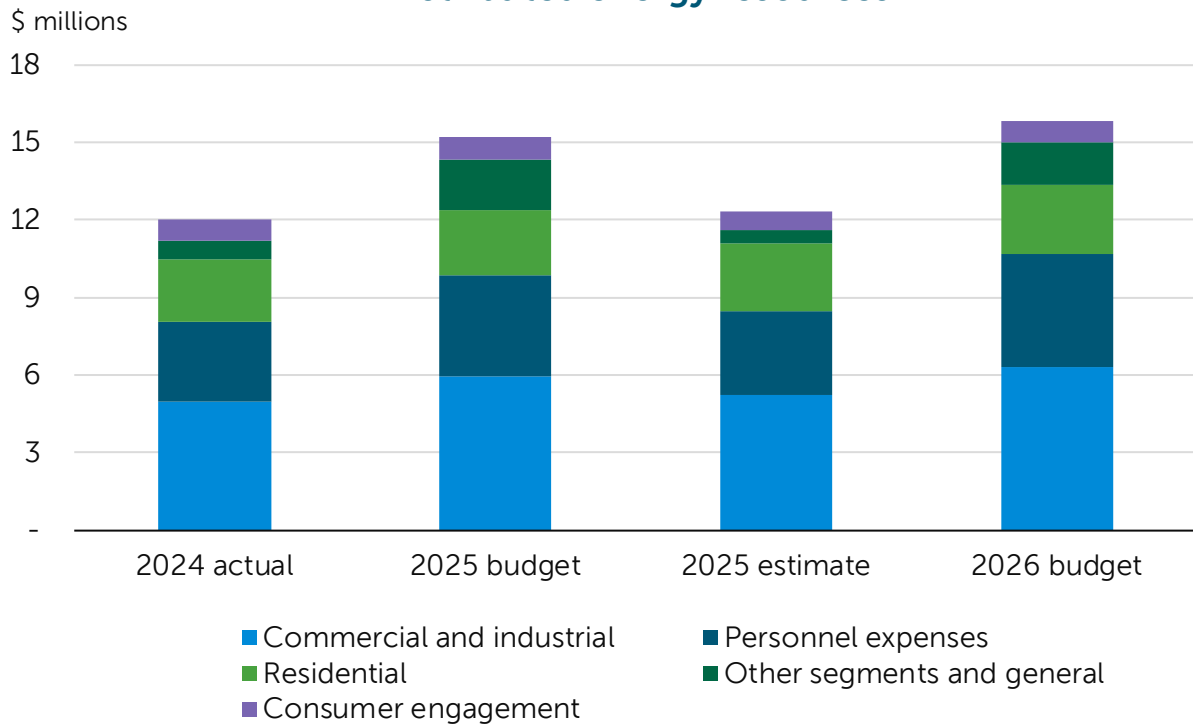
Administrative and general (continued)	2024 actual	2025 budget	2025 estimate	2026 budget
Maintenance (continued)				
Computer maintenance				
Contracted services	\$ 4,867,311	\$ 5,581,774	\$ 4,537,758	\$ 5,178,232
Total computer maintenance	4,867,311	5,581,774	4,537,758	5,178,232
Office equipment maintenance				
Postage and deliveries	1,821	3,300	2,316	3,300
Telephone services	12,132	14,572	36,861	53,671
Total office equipment maintenance	13,953	17,872	39,177	56,971
Vehicle maintenance				
O&M materials and supplies	36,692	33,673	29,926	36,502
Tools and shop equipment	10,679	12,000	7,379	12,600
Contracted services	2,080	44,000	19,800	11,223
Total vehicle maintenance	49,451	89,673	57,105	60,325
Security maintenance				
O&M materials and supplies	56,626	85,965	70,307	119,384
Tools and shop equipment	4,962	3,840	4,249	4,400
Contracted services	445,691	465,875	472,510	527,042
Total security maintenance	507,279	555,680	547,066	650,826
Total administrative and general maintenance	6,229,454	7,128,533	5,938,568	6,825,895
Total administrative and general	\$ 37,447,788	\$ 43,185,930	\$ 40,627,258	\$ 46,167,705

Administrative and general



Distributed energy resources	2024 actual	2025 budget	2025 estimate	2026 budget
Personnel expenses				
Regular wages	\$ 2,171,039	\$ 2,675,347	\$ 2,197,284	\$ 2,871,784
Overtime wages	309	-	630	-
Benefits allocation	910,680	1,208,725	1,040,261	1,486,063
Total personnel expenses	3,082,028	3,884,072	3,238,175	4,357,847
Commercial and industrial				
Contracted services	939,773	1,122,000	705,855	1,138,800
Rebates/incentives for retail customers: non-controlled	2,757,361	3,462,008	3,574,410	3,792,000
Audits/assessments for retail customers	1,285,617	1,337,000	889,407	1,357,800
Rebates/incentives for retail customers: controlled	-	33,450	33,450	22,725
Total commercial and industrial	4,982,751	5,954,458	5,203,122	6,311,325
Residential				
Contracted services	466,947	487,260	280,685	386,710
Rebates/incentives for retail customers: non-controlled	1,618,500	1,438,000	1,768,020	1,647,400
Audits/assessments for retail customers	305,836	417,150	418,316	495,800
Rebates/incentives for retail customers: controlled	-	189,550	189,550	128,775
Total residential	2,391,283	2,531,960	2,656,571	2,658,685
Consumer engagement				
Contracted services	555,754	520,696	481,573	490,800
Rebates/incentives for retail customers: non-controlled	235,458	360,003	247,393	349,750
Total consumer engagement	791,212	880,699	728,966	840,550
Other segments and general				
Contracted services	587,165	1,672,000	193,544	1,352,300
Travel and training	1,308	2,000	-	-
Telephone services	1,215	13,872	5,968	-
Dues, memberships and fees	40,595	128,908	163,425	173,825
Rebates/incentives to owner communities: controlled	125,694	132,000	132,000	132,000
Total other segments and general	755,977	1,948,780	494,937	1,658,125
Total distributed energy resources	\$ 12,003,251	\$ 15,199,969	\$ 12,321,771	\$ 15,826,532

Distributed energy resources



Capital additions

Capital projects reflect a long-term outlook to support Platte River’s strategic initiatives, core operations and foundational pillars to safely provide reliable, environmentally responsible and financially sustainable energy and services to the owner communities. Capital additions generally consist of projects to maintain and improve system reliability, replace or upgrade aging infrastructure, implement technology improvements, diversify and transition resources, maintain compliance and improve efficiency.

Production capital additions include new aeroderivative units and supporting projects, power plant upgrades and equipment replacements at the Rawhide Energy Station. Transmission capital additions include substations and supporting equipment, transmission line upgrades and modifications, and distributed battery storage. Projects are based on transmission studies and consultation with the owner communities’ staffs through the joint technical advisory committee. These projects will enhance system reliability and add capacity to serve new and existing loads. General plant capital additions include implementation costs for subscription-based information technology arrangements, fiber expansion and replacements, audio and video replacements, a new storage outbuilding, security improvements and other general plant equipment purchases. Asset retirement obligations include payments to satisfy legally enforceable liabilities when tangible capital assets such as impoundment or electric generation facilities retire.

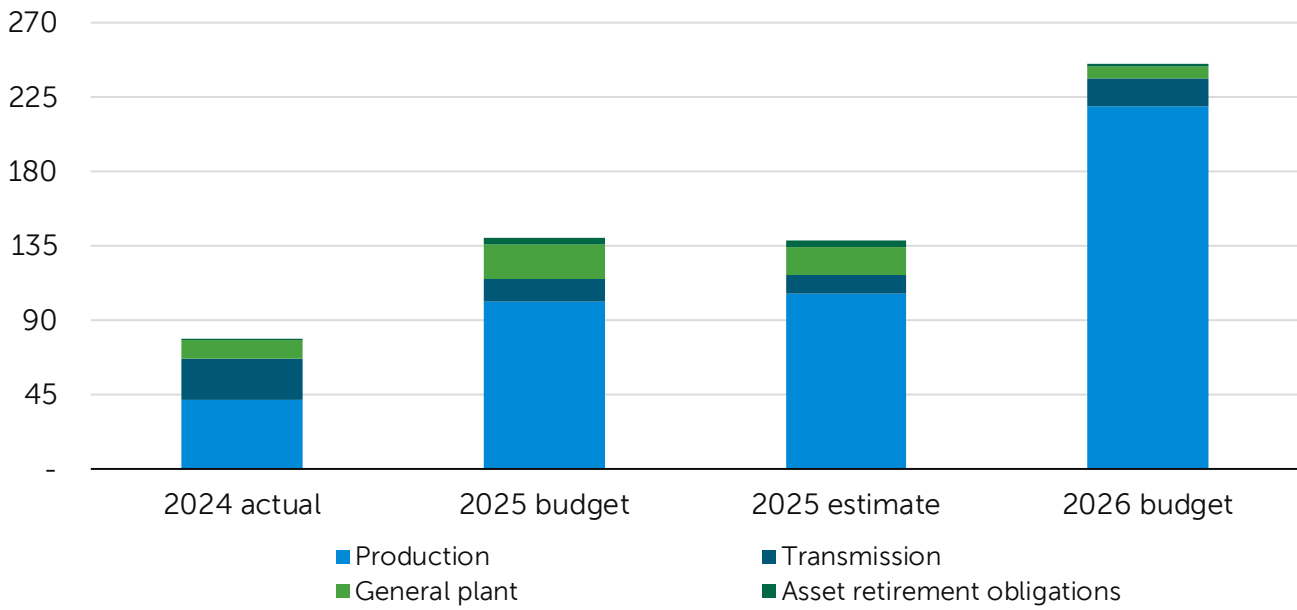
Project management continues to be a focus. In the past several years, Platte River has emphasized resource availability and improving project planning and execution. This process will continue to evolve and foster operational excellence. Projects often experience schedule changes for various reasons. Staff will therefore request a portion of unspent 2025 budget capital additions be carried over into the 2026 budget. If overall capital additions are above budget at the end of the year, after considering the impact of carryovers, that above-budget amount will be funded through a contingency transfer. Current lead times, resource constraints and expected impacts of tariffs have been considered in the 2026 budget, but evolving economic conditions create uncertainty.

The next pages include project descriptions, as well as estimated project cost and carryover amounts, noting which projects support strategic initiatives.

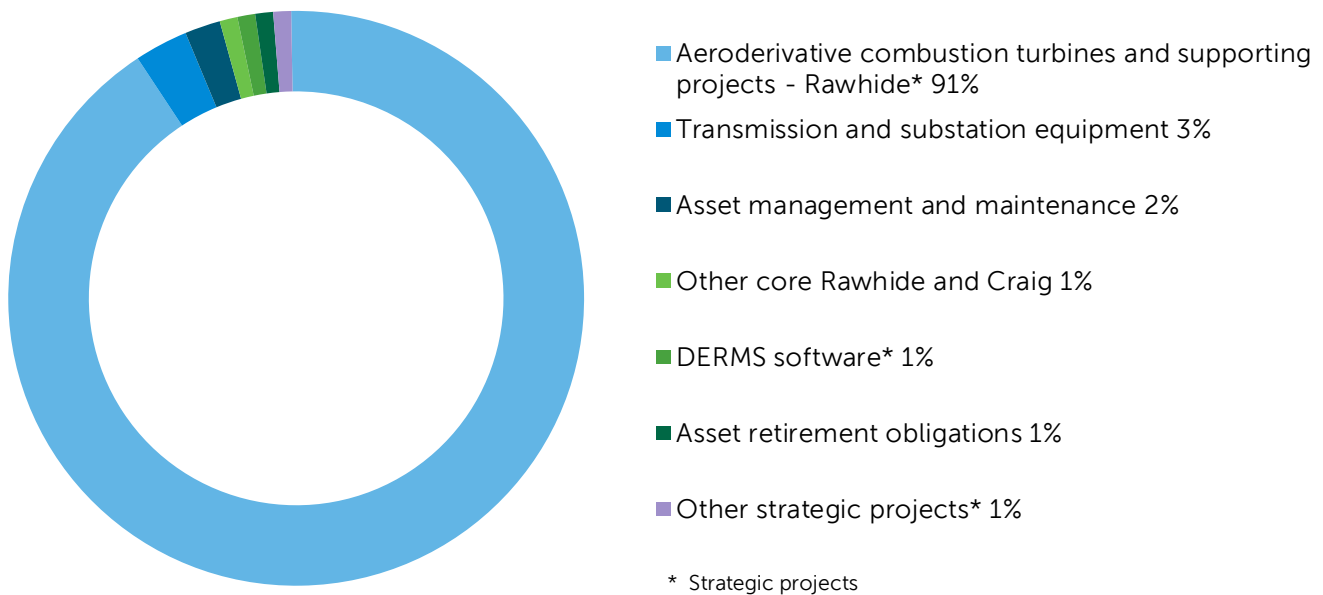
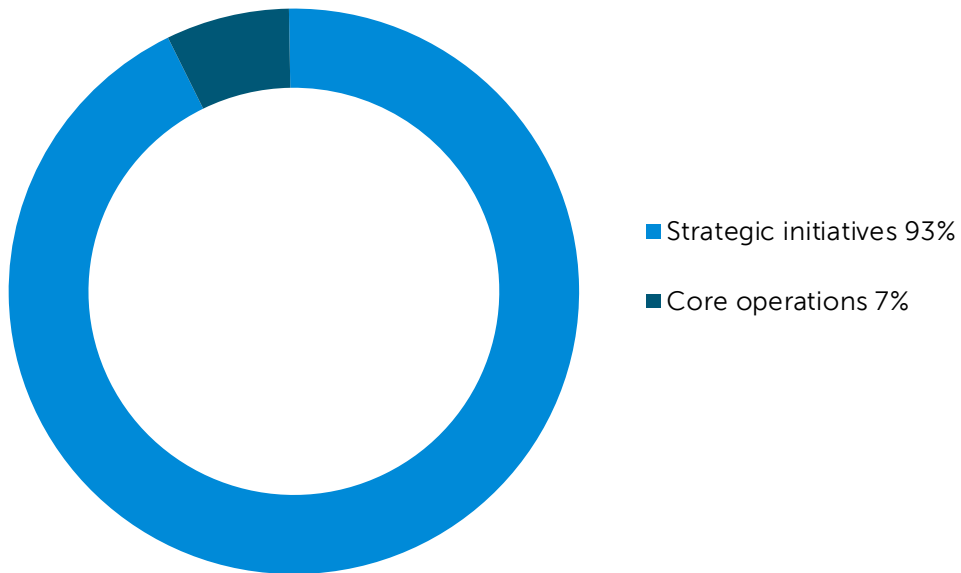
Capital additions (\$000)	2024 actual	2025 budget	2025 estimate	2026 budget
Production	\$ 42,243	\$ 101,163	\$ 106,446	\$ 219,888
Transmission	25,011	14,405	11,492	16,547
General plant	10,958	20,243	16,204	7,503
Asset retirement obligations	670	4,010	4,010	1,539
Total capital additions	\$ 78,882	\$ 139,821	\$ 138,152	\$ 245,477

Capital additions

\$ millions



2026 capital additions: \$245.5 million



Production capital additions	2026 budget	Total cost estimate⁽¹⁾
Rawhide projects		
• Aeroderivative combustion turbines - Rawhide	\$ 210,458,343	\$ 623,059,000
• 12.47 kV switchgear replacement - Rawhide	2,077,837	8,661,000
Evergreen controls hardware upgrade - gas yard	1,135,260	2,035,000
• Control room upgrades - Rawhide	1,029,972	2,030,000
• Water infrastructure - aeroderivative units	1,005,128	25,100,000
• Wet compression - frame combustion turbine	946,143	2,134,000
480 V switchgear replacement - combustion turbine Unit F	859,849	
Gas control valve replacement - frame combustion turbine	667,252	
• Purge credit - frame combustion turbine	425,794	
• Gas infrastructure upgrades - Owl Creek gas yard	282,212	24,019,000
Generator step-up protection migration - combustion turbine units A-D	275,039	
Turbine lube oil filtration skids upgrade - combustion turbine units A-D	200,000	
Dissolvable gas analysis - combustion turbine units A-D	196,288	
Water truck fill station - Rawhide	56,866	
Electric vehicle chargers - Rawhide	39,691	
Cranking motor transformer replacement - combustion turbine Unit B	37,680	186,000
Total Rawhide projects	219,693,354	
Other production projects		
Craig Generating Station projects	194,555	
Total production capital additions	\$ 219,887,909	

Transmission capital additions	2026 budget	Total cost estimate⁽¹⁾
Transmission projects		
• Substation expansion and reliability upgrade - Rawhide Substation	\$ 9,000,000	\$ 22,074,000
Relay panel and breaker replacements transformer T3 addition - Airport Substation	3,095,666	3,515,000
115 kV transmission line upgrades - Drake transmission line	1,841,207	1,843,000
Transformer T1 replacement - Longs Peak Substation ⁽²⁾	998,000	4,598,000
• Distribution battery storage interconnection - Town of Estes Park, City of Fort Collins, City of Longmont and City of Loveland	800,000	3,801,000
Circuit switcher (T1, T2) addition - Rogers Road Substation ⁽²⁾	750,000	1,689,000
Transmission line modifications - Interstate 25	630,000	860,000
Substation - Loveland Southeast	600,000	10,701,000
Relay upgrades - Meadow Substation	220,000	
Transmission line structure replacements - Gateway to Longs Peak	200,000	900,000
Transformer T3 and control enclosure addition - Valley Substation	141,704	6,150,000
Battery bank replacements - substations	124,433	

Transmission capital additions (continued)	2026 budget	Total cost estimate⁽¹⁾
HVAC unit replacements - substations	\$ 123,749	
• Bay addition resource interconnection to Severance Substation ⁽²⁾	(2,000,000)	\$ 1,248,000
Total transmission projects	16,524,759	
Transmission purchases		
Winding resistance test set	22,800	
Total transmission capital additions	<u>\$ 16,547,559</u>	

General plant capital additions	2026 budget	Total cost estimate⁽¹⁾
General plant projects		
• Distributed energy resources management system	\$ 2,854,000	\$ 5,322,000
Fiber optic expansion - Long-Haul West (Loveland to Longmont) ⁽²⁾	2,000,000	4,882,000
Audio and video equipment replacement - transmission and generation	550,000	1,024,000
• Regional transmission organization market software	361,888	2,220,000
Fiber Manager data migration	212,986	
Storage outbuilding - headquarters	150,000	2,450,000
Gate access control - Boyd Substation	109,529	
Remote terminal unit replacements - substations	80,000	
Fiber optic cable replacement - headquarters to Timberline Substation	72,986	
Gunshot detection system - Horseshoe Substation	64,538	
Telecom data network capacity expansion	57,022	
Gate access control - Longs Peak Substation	55,316	
Fencing - vacant parcels	51,351	
Mass notification system	37,255	
Fiber optic cable modification - Coffman Street	35,687	
Battery bank replacement - headquarters telecom room	32,022	
Transmission digital fault information network - substations	30,000	
Fiber optic monitoring tool - headquarters	20,493	
Total general plant projects	6,775,073	
General plant purchases		
Bucket truck - headquarters	350,000	
Vehicle fleet replacements	230,989	
Mini Lull forklift - headquarters	93,500	
Snow removal machine - headquarters	18,000	
Dielectric truck testing equipment	10,500	
Tractor replacement - headquarters	9,000	
Refrigerant recovery machine - headquarters	8,500	
Copier replacements	7,000	
Total general plant purchases	727,489	
Total general plant capital additions	<u>\$ 7,502,562</u>	

Asset retirement obligations capital additions

	2026 budget	Total cost estimate ⁽¹⁾
Asset retirement obligations project		
Trapper Mine post-mining reclamation	\$ 1,538,649	\$ 11,149,000
Total capital additions	\$ 245,476,679	

- Project supports strategic initiative.

(1) If no amount is shown, the 2026 budget amount represents the total project cost estimate.

(2) Projects with estimated unspent 2025 funds that will be requested to be carried over to the 2026 budget.

Production capital additions

Rawhide projects

● Aeroderivative combustion turbines - Rawhide

\$ 210,458,343

Project time frame: 2024-2028

Total cost estimate: \$623,059,000

Construct flexible, high-efficiency, low-carbon aeroderivative combustion turbines at the Rawhide Energy Station to help reliably transition to a noncarbon energy portfolio under the Resource Diversification Policy. Aeroderivative units will support reliability and financial sustainability as Platte River increases investment in renewable resources to offset retirement of its coal-fired generation by the end of 2029. These units start and ramp quickly to respond to the changing output of wind and solar resources, allowing Platte River to integrate more noncarbon generation. They have lower maintenance and fuel costs compared to Platte River's existing frame units. Additionally, aeroderivative units can provide ancillary services to support overall grid stability by operating in synchronous condenser mode (synchronized to the grid but not consuming fuel or producing energy). This resource will provide needed capacity as other firm, noncarbon technologies, such as long-duration storage and green hydrogen, develop and reach maturity. Funds budgeted in 2026 will be used for milestone payments on long-lead-time equipment, procurement, design and site preparation earthwork.

● 12.47 kV switchgear replacement - Rawhide

2,077,837

Project time frame: 2025-2028

Total cost estimate: \$8,661,000

Replace the existing 12.47 kV switchgear located in the substation control building to utilize power feeds from the station service transformer and the generation availability transformer as main power sources into the switchgear. A tie breaker will be used as an auto-transfer of power source to the construction management building, the substation control house, frame unit backup auxiliary power and auxiliary boiler 101 and 102 breakers. Currently, an outage is required on the 12.47 kV system to operate the existing switchgear, causing generating units to be unavailable. This replacement configuration will allow auto-transfer and manual switching to occur under load and increases unit availability. After retirement of Rawhide Unit 1, this switchgear will serve as the secondary auxiliary power source for the aeroderivative units and secondary auxiliary power for the frame units. Funds budgeted in 2026 will be used for continued procurement and construction.

Evergreen controls hardware upgrade - gas yard

1,135,260

Project time frame: 2026-2027

Total cost estimate: \$2,035,000

Upgrade the hardware for the Rawhide gas yard and frame combustion turbine evergreen controls to the latest Ovation revision and replace hardware and network switches with security enhancements. The hardware is at the end of its useful life and part failures may cause reliability issues and downtime for the operator console which can diminish monitoring capabilities.

● **Control room upgrades - Rawhide** \$ 1,029,972

Project time frame: 2026-2027

Total cost estimate: \$2,030,000

Upgrade the Rawhide control room layout to include the aeroderivative units and allow all distributed control system screens to be in the operators' forward view and in the same field of vision. Currently the frame combustion turbine screens are behind the operator workstations and cannot be viewed simultaneously with the Rawhide Unit 1 screens. The project includes potential structural modifications to accommodate a larger control room footprint, installation of a horseshoe console supporting more monitors, video walls, and the replacement and repositioning of both desks and wall-mounted display screens. Additionally, the project will involve network and control system cable redirection, reassessment of display assignments and the installation of new flooring systems to facilitate more effective cable routing and management.

● **Water infrastructure - aeroderivative units** 1,005,128

Project time frame: 2026-2028

Total cost estimate: \$25,100,000

Design, procure and construct a new service and potable water treatment system, additional demineralized water treatment infrastructure and additional demineralized water storage. The current service and potable water treatment system does not have the operational flexibility and capacity to meet future demands of the aeroderivative and frame units. The water treatment system is anticipated to utilize direct filtration technology with multimedia filters or equivalent. The system will operate both in parallel or in place of the current water treatment system. The additional demineralized water infrastructure is anticipated to consist of forwarding pumps, carbon filters and piping infrastructure to allow connection to demineralized water treatment portable trailer mounted units. The portable demineralized water treatment trailers will greatly reduce onsite waste production. The additional demineralized water storage infrastructure is anticipated to be a 500,000 gallon storage tank. The project will also include all piping tie ins to current water infrastructure, as well as building infrastructure needed to house the additional treatment infrastructure.

● **Wet compression - frame combustion turbine** 946,143

Project time frame: 2026-2027

Total cost estimate: \$2,134,000

Add wet compression on a frame combustion turbine to increase energy output during summer months and replace existing fogging infrastructure for power augmentation. The project includes a high pressure pump skid, stainless steel high pressure feed lines, fog nozzle arrays and associated electrical and control instrumentation. The new fogging infrastructure will address a design flaw on the existing fogging arrays which caused cracked nozzle adapters. Fogging and wet compression have the potential to reduce heat rate, fuel costs and nitrogen oxide emissions due to the increased water vapor content of inlet air.

480 V switchgear replacement - combustion turbine Unit F	\$ 859,849
---	-------------------

Replace the 480 V switchgear with a new reliable switchgear. The combustion turbine becomes unavailable when the main 1 or main 2 breakers will not close. In normal operation, if one main breaker opens, the other main breaker should close, maintaining auxiliary power for combustion turbine operation. During routine maintenance, it was determined both breakers were not opening or closing properly when directed from the control room creating a safety hazard. The entire switchgear will be replaced as the breakers are obsolete and cannot be retrofit.

Gas control valve replacement - frame combustion turbine	667,252
---	----------------

Replace all existing electro-hydraulic stop-speed ratio valves and gas control valves with electric-actuated valves on a frame combustion turbine. The project includes installing new digital valve positioners for each component, new wiring and conduit and integration into the Ovation distributed control system. The current electro-hydraulic valves require disassembly, cleaning and rebuild every other year to prevent clogged servos and filters. The current valves have also been problematic during cold weather operation. Removal of the hydraulic oil system minimizes safety and environmental hazards. The new electric-actuated valves will increase reliability and provide advanced diagnostic capabilities.

● Purge credit - frame combustion turbine	425,794
--	----------------

Install new infrastructure to qualify for a zero purge credit on a frame combustion turbine. Gas turbines are required by the National Fire Protection Association 85: Boiler and Combustion Systems Hazards Code to perform a fresh air purge upon startup of the unit, prior to ignition. The purge evacuates combustible fuels from the turbine to prevent fires or explosions during startup, but it also extends the time needed to synchronize to the grid. The purge credit package reduces the time to synchronize to the grid by eliminating the need to perform an air purge during turbine startup. The package installs a triple block and bleed system with one pressurized cavity in the gas fuel system. The system provides sufficient sealing capabilities of the gas fuel system and enables the operator to take credit for the air purge of the gas turbine during a prior unit shutdown. Maintaining this pressure differential from the previous shutdown will satisfy the fire code regulation. Additional benefits include an increase in system safety, reduced fatigue on gas path components and less electricity used during startup. Fast-start attributes have the potential to better serve load and energy markets due to the ability to come on line more quickly than units with longer start times.

● Gas infrastructure upgrades - Owl Creek gas yard	282,212
---	----------------

Project time frame: 2026-2029

Total cost estimate: \$24,019,000

Upgrade existing gas infrastructure and establish pipeline connections for new gas suppliers to guarantee proper performance and reliability of the aeroderivative units. The aeroderivative units require higher pressure than the frame units. Interconnections with other gas suppliers will be constructed to diversify gas supply and add redundancy to the gas delivery system. A new fuel flow meter will also be installed for accuracy of monthly gas purchases. Funds budgeted in 2026 will be used to begin design for infrastructure modifications.

Generator step-up protection migration - combustion turbine units A-D	\$ 275,039
--	-------------------

Migrate the generator step up transformer backup protection from the Rawhide Substation control house to the local unit protection panel to be consistent with the typical substation interconnect with each owner community. The project will include design, procurement and installation of a new transformer protection package to backup the existing transformer protection at each combustion turbine unit.

Turbine lube oil filtration skids upgrade - combustion turbine units A-D	200,000
---	----------------

Upgrade existing oil filtration systems on combustion turbine units A-D to the recommended oil standards provided by General Electric. The upgraded systems will include particulate filtration, water removal and varnish cleaning.

Dissolvable gas analysis - combustion turbine units A-D	196,288
--	----------------

Add dissolvable gas analyzers to combustion turbine units A-D. The analyzers will test gases in each generator step up transformer for hydrogen and acetylene which are indicators of possible internal faults or extreme heating. The analyzers will be programmed to send alarms if these gases rise and can be used as secondary verification without additional costly oil testing. The project will include piping and conduit for power and fiber cables.

Water truck fill station - Rawhide	56,866
---	---------------

Replace the water truck fill station and tie into either the 10 inch raw water line or the raw water storage tanks. Currently the water truck fill station is supplied by potable water and is reliant on potable water production. The potable water has limited capacity and will be in higher demand for earthwork projects and the anticipated construction of the aeroderivative units.

Electric vehicle chargers - Rawhide	39,691
--	---------------

Install four EV chargers at Rawhide due to higher demand by employees and visitors driving EVs.

Cranking motor transformer replacement - combustion turbine Unit B	37,680
---	---------------

Project time frame: 2026-2027

Total cost estimate: \$186,000

Procure and replace a transformer to ensure reliability of combustion turbine Unit B. Recent oil sampling indicates heating damage which could lead to transformer failure. The new transformer will have the same footprint and protection as the existing transformer. Funds budgeted in 2026 will be used for procurement of materials.

Total Rawhide projects	\$ 219,693,354
-------------------------------	-----------------------

Other production projects

Craig Generating Station projects	\$ 194,555
The engineering and operating committee approved a capital project for plant improvements and additions at the Craig Generating Station. The budget includes expenses for a switchyard station service project. The amount shown represents Platte River’s ownership share responsibility.	
Total production capital additions	\$ 219,887,909

Transmission capital additions

Transmission projects

● Substation expansion and reliability upgrade - Rawhide Substation \$ 9,000,000

Project time frame: 2024-2028

Total cost estimate: \$22,074,000

Design and construct an expansion of the existing Rawhide Substation yard to provide additional interconnections for new generation resources. The scope of this project includes the installation of new 230 kV bus, 230 kV breakers, 230 kV switches, capacitor coupled transformers, relaying and control enclosures inside the existing Rawhide Substation site, existing combustion turbine site and new expansion substation site. Funds budgeted for 2026 will be used to continue the detailed electrical, civil and structural designs in addition to equipment, steel and material procurement. Final construction is scheduled to complete in 2027.

Relay panel and breaker replacements transformer T3 addition - Airport Substation 3,095,666

Project time frame: 2022-2026

Total cost estimate: \$3,515,000

Replace two 115 kV breakers, existing relay panels, control cables, high voltage bus, grounding and foundation work at Airport Substation. In addition, a new 115 kV breaker, circuit switcher, disconnect switches and modifications to high voltage bus, control and relaying are required to accommodate a new City of Loveland delivery point. The existing panels need expansion for the new T3 addition and are currently congested with equipment and wiring. Continued retro-fit designs and replacements pose a reliability risk. In addition, congested panels are more difficult to maintain and take more time to perform routine maintenance activities. The new relay panels are designed with more space and with removal panels to accommodate future relay replacement projects. In addition, the new modern relays have the latest hardware providing processing power and storage necessary to capture high resolution system data. The data is used to analyze and improve the transmission system's operation. The existing breakers are susceptible to gas leaks and require more maintenance to ensure they continue to operate reliably. The new breaker style is more reliable and requires minimal maintenance. This project will ensure the continued reliable operation of the transmission system.

115 kV transmission line upgrades - Drake transmission line 1,841,207

Project time frame: 2023-2026

Total cost estimate: \$1,843,000

Install custom retro-fit pole braces on transmission structures along a two-mile segment of the Drake transmission line. Inspections completed on the 115 kV transmission line located along Drake Road in the City of Fort Collins between the Drake Substation and the Power Trail noted significant corrosion on the base plates, anchor bolts and pole base sections. Retro-fitting is necessary to continue safe and reliable operation of the transmission line.

Transformer T1 replacement - Longs Peak Substation	\$	998,000
---	-----------	----------------

Project time frame: 2022-2026
 Total cost estimate: \$4,598,000
 Carryover estimate: \$395,000

Replace the existing three single-phase 230-115 kV transformers with a single three-phase 230-115 kV autotransformer at Longs Peak Substation. The scope of the project includes completing a transformer specification and formal bid process; designing and installing a new foundation and oil containment system to accommodate new equipment; modifying the high voltage and low voltage connections; modifying the existing sensing and monitoring system; and modifying the ground grid system. The existing transformer is reaching the end of its design life and needs to be replaced in order to maintain reliable operation of the system.

- Distribution battery storage interconnection**

Town of Estes Park	\$	200,000
City of Fort Collins		200,000
City of Longmont		200,000
City of Loveland		200,000
	\$	800,000

Project time frame: 2025-2026
 Total cost estimate: \$3,801,000

Design, procure and construct the infrastructure to interconnect a distribution-level battery storage system in each of the owner communities. The goal is to have at least one 5 MW, four-hour battery in each owner community operational by early 2027, enhancing flexibility within the distribution systems' load and resulting in market benefits and improved local distribution reliability. The interconnection facilities include medium voltage cables, medium voltage relaying, medium voltage interrupters, conduit systems, control equipment, metering equipment and communication equipment. The battery systems will be owned, installed and maintained by a third-party vendor.

Circuit switcher (T1, T2) addition - Rogers Road Substation	750,000
--	----------------

Project time frame: 2025-2027
 Total cost estimate: \$1,689,000
 Carryover estimate: \$700,000

Replace the existing T1 and T2 motor operated disconnect switches with circuit switchers in addition to replacing all associated relaying and control systems. Replacing the motor operated disconnect switches with circuit switchers will provide a separation point between the City of Longmont and Platte River while also addressing NERC compliance standards for the City of Longmont and providing equipment maintenance benefits for Platte River.

Transmission line modifications - Interstate 25**\$ 630,000**

Project time frame: 2023-2026

Total cost estimate: \$860,000

Replace an existing transmission structure located near Interstate-25 in the Fort Collins area to address safety concerns. The scope of the project also includes the installation of airflow spoilers on the portion of the transmission line crossing the interstate. CDOT widened Interstate-25 placing traveling lanes closer to the existing transmission structure. CDOT made accommodations for the structure keeping it in its current location by adding a retaining wall and roadway barriers designed to reduce the risk of a vehicle strike. Platte River will move the structure to provide additional space between the new traveling lanes and the new transmission structure location to further reduce the risk of a vehicle strike.

Substation - Loveland Southeast**600,000**

Project time frame: 2025-2028

Total cost estimate: \$10,701,000

Construct a new substation in the southeast area of the service territory to serve new development in the area. The site is located adjacent to the transmission line along South County Road 11 and is south of East County Road 16E. The substation will be designed as a ring bus configuration that will accommodate two City of Loveland transformers. Transmission line structures will be added to appropriately route the transmission line to the new substation. Funds budgeted for 2026 will be used for design work and material procurement.

Relay upgrades - Meadow Substation**220,000**

Design, procure and install bus differential micro-processor relays to replace the existing relays at Meadow Substation. The existing electro-mechanical relays are at the end of their useful life. Micro-processor based relays provide more real time information to the SCADA system, self-diagnostic features and event recording capabilities. The event data is used to assist in analysis of system disturbances and provides valuable information for reliability improvements and compliance reporting.

Transmission line structure replacements - Gateway to Longs Peak**200,000**

Project time frame: 2026-2027

Total cost estimate: \$900,000

Replace three transmission structures on the Gateway to Longs Peak 230 kV transmission line. A loading assessment analysis in 2025 identified structures that do not meet the Platte River ice loading standard that is consistent with utility best practices. The structures will be replaced to address safety concerns and to maintain reliable operation of the system.

Transformer T3 and control enclosure addition - Valley Substation**141,704**

Project time frame: 2026-2028

Total cost estimate: \$6,150,000

Install a 115 kV breaker, 115 kV circuit switcher, relaying, metering, foundations, disconnect switches, control system upgrades and high voltage bus work to accommodate a new connection point at Valley Substation. A new control enclosure will also be installed to replace the existing control panels. This work is required as the City of Loveland is adding a new transformer at Valley Substation to increase capacity to reliably serve their load. Funds budgeted for 2026 will be used for preliminary design.

Battery bank replacements - substations	\$ 124,433
--	-------------------

Replace three substation backup battery banks. These replacements are part of a multiyear initiative to establish a reasonable rate of replacement of substation battery banks to meet expected supply and labor availability and equalize costs. Battery banks have an expected life of twenty years according to the manufacturer guidelines and their condition is a mandatory PRC 005-6 NERC requirement. Replacing the battery banks according to this schedule ensures compliance and reliability of the system.

HVAC unit replacements - substations	123,749
---	----------------

Replace HVAC units at Airport Substation, Timberline Substation and Boyd Substation. The units are at the end of their useful life, have been costly to maintain and are having difficulty keeping building temperature at required levels. These replacements are part of a multiyear initiative to replace all units at all substation and auxiliary buildings.

● Bay addition resource interconnection to Severance Substation	(2,000,000)
--	--------------------

Project time frame: 2024-2026

Total cost estimate: \$1,248,000

Carryover estimate: \$500,000

Install two 230 kV breakers, conduit systems, disconnection switches, substation support structures, foundations, grounding systems, high voltage bus jumpers, control wiring and alternating current and direct current power circuits. This project is required to prepare a bay at the substation to interconnect the new utility scale battery resource identified in the IRP to the existing transmission network. Total cost estimate provided represents Platte River's portion of the project cost as the project is partially reimbursable by the interconnecting customer. Funds budgeted for 2026 represent the anticipated reimbursement at project completion.

Total transmission projects	\$ 16,524,759
------------------------------------	----------------------

Transmission purchases

Winding resistance test set	\$ 22,800
------------------------------------	------------------

Purchase a winding resistance test set to baseline the resistance readings of the transformer fleet and demagnetize transformers after faults or other events. Adding these testing practices will increase the reliability and health of Platte River and owner community transformers as they age and load increases.

Total transmission capital additions	\$ 16,547,559
---	----------------------

General plant capital additions

General plant projects

• Distributed energy resources management system \$ 2,854,000

Project time frame: 2025-2026

Total cost estimate: \$5,322,000

Develop a system to enable the management of flexible DER to provide customer and system benefits. The DERMS is being developed to enable DER visibility (through monitoring or modeling DER performance), predictability (through analytics, measurement and verification) and dispatchability (through direct control or price-responsive control by the customer) for DER brought into the system through programs or interconnection processes. The DERMS is intended to enable DER owners to enroll, interconnect and register their DER devices to provide services to the electric system in exchange for a share of system benefits they provide. The DERMS will provide Platte River the ability to operate DER to support integration of variable renewable energy by improving the accuracy of load forecasts and providing information on flexible DER performance. In addition, DERMS is expected to manage flexible DER as a hedge against cost risks of variable renewable energy oversupply or undersupply and will support system reliability.

Fiber optic expansion - Long-Haul West (Loveland to Longmont) 2,000,000

Project time frame: 2025-2027

Total cost estimate: \$4,882,000

Carryover estimate: \$1,000,000

Install a 288 fiber strand count cable from Horseshoe Substation to the Longmont Civic Center. The existing Long-Haul West fiber cable is at capacity and high attenuation was identified causing delays when requesting access, splicing and testing. Building and owning this complete span will create redundancy and reliability of the bulk electric system (BES) network, access for some owner communities and third party leases.

Audio and video equipment replacement - transmission and generation 550,000

Project time frame: 2025-2026

Total cost estimate: \$1,024,000

Replace audio-video equipment that has reached the end of its useful life at the transmission and generation desks. The current equipment has intermittent technical issues and is difficult to troubleshoot and support. The new equipment will increase reliability, have superior sound and video quality and improve functionality for end users. The screens will be upgraded from liquid crystal display to light emitting diode screens with no lines which will increase their useful life. The initial phase of this project focused on replacing the audio-video equipment at the transmission desk. In 2026 the focus will be on the generation desk audio-video equipment which will be reconfigured and replaced based on user feedback.

<ul style="list-style-type: none">●	Regional transmission organization market software	\$ 361,888
---	---	-------------------

Project time frame: 2024-2026

Total cost estimate: \$2,220,000

Implement additional software modules needed to operate and perform activities in SPP RTO market. Modules included in this project enable developing and submitting bids, generation dispatching, receiving and shadowing settlements, performing analysis on SPP RTO market results and integrating results with financial and other reporting tools.

Fiber Manager data migration	121,986
-------------------------------------	----------------

Migrate the Fiber Manager software to a new compatible environment. Environmental Systems Research Institute, the base geographic information system environment that Schneider Electric Fiber Manager software relies on to function is eliminating support for the current data format that Platte River software uses, forcing an environment change. In addition, the current Fiber Manager software contains the geographic information system fiber data for all four owner communities. This project is anticipated to be a collaborative effort between the owner communities and Platte River to ensure a common platform is selected to make sharing data easier.

Storage outbuilding - headquarters	150,000
---	----------------

Project time frame: 2025-2027

Total cost estimate: \$2,450,000

Design and construct a new building on the northwest corner of the headquarters campus to address storage needs. The warehouse is quickly approaching capacity and departmental storage is consistently overflowing. Currently, there are no available fleet spaces for parking and offsite space is being rented to meet storage needs. Platte River has exceeded the current storage capacity at the headquarters campus and the additional storage building will achieve current department storage needs as well as anticipated future needs.

Gate access control - Boyd Substation	109,529
--	----------------

Install physical access control devices on the north gate and Torrent Duck gate at Boyd Substation enhancing and supporting Platte River's NERC and critical infrastructure protection compliance, physical security protections and personnel safety. The project will also include installation of physical access control devices, underground conduit, power, automatic controllers to the gate and integration into the existing physical security monitoring systems.

Remote terminal unit replacements - substations	80,000
--	---------------

Replace the legacy remote terminal unit. The current unit is being phased out by the manufacturer and replacement parts will become difficult to find. In order to maintain reliable operation of the transmission system, this unit will be replaced with a modern unit. Replacement locations will be determined based on scheduled maintenance activities or outages and the units will be replaced over a multiyear period.

Fiber optic cable replacement - headquarters to Timberline Substation	\$ 72,986
--	------------------

Replace the existing 48 fiber strand count cable lateral between headquarters and Timberline Substation with a new 144 fiber strand count cable lateral. The existing cable is experiencing performance issues and showing high attenuation indicating it is failing. The new cable will also provide additional capacity alleviating strand count limitations.

Gunshot detection system - Horseshoe Substation	64,538
--	---------------

Install a gunshot detection system at Horseshoe Substation enhancing and supporting Platte River's NERC and critical infrastructure protection compliance, physical security protections and personnel safety. The system is designed to detect gunshots, identify the location of a shooter, integrate current surveillance cameras to verify threats, issue alarms and alerts and decrease law enforcement response time. This project will support a defense in depth approach, meet industry best practices and strengthen security controls.

Telecom data network capacity expansion	57,022
--	---------------

Purchase and install two additional switches for the data transport network due to capacity limitations. Additional capacity is needed on the data network due to more services being added for internal and external customers and unexpected growth from the new SCADA and EMS system.

Gate access control - Longs Peak Substation	55,316
--	---------------

Install physical access control devices on the south gate at Longs Peak Substation enhancing and supporting Platte River's NERC and critical infrastructure protection compliance, physical security protections and personnel safety. The project will also include installation of physical access control devices, underground conduit, power, automatic controllers to the gate and integration into the existing physical security monitoring systems.

Fencing - vacant parcels	51,351
---------------------------------	---------------

Install a chain link fence along the right of way of four vacant land parcels east of another utility's substation. The vacant lots have become disposal sites for trash, waste furniture and other debris. This fence will secure Platte River's perimeter and deter future waste disposal in this area.

Mass notification system	37,255
---------------------------------	---------------

Install a mass notification system allowing Platte River the ability to issue life, safety and operational messaging promptly over multiple communication methods. This project will enhance personnel threat awareness, improve safety measures, facilitate coordinated responses and maintain operational continuity. The system will rapidly communicate active threats and be used operationally to contact required personnel during system outages and emergencies. Real-time alerts, updates and instructions specific to active threat situations can be sent through multiple communication channels including short message service, email, phone calls and mobile applications.

Fiber optic cable modification - Coffman Street	\$ 35,687
--	------------------

Relocate and rebuild the fiber cables going into Terry Street Substation and replace the existing fiber patch panels. The Regional Transportation District is building a transit hub in the existing right of way where Platte River's fiber cable exists requiring it to be moved in order to avoid conflicts with construction. The City of Longmont will be providing the conduit path and will be reimbursing Platte River to up size their patch panels and increase the fiber strand count from 144 to 288. The total cost estimate provided represents Platte River's portion of the project cost.

Battery bank replacement - headquarters telecom room	32,022
---	---------------

Replace batteries in the headquarters telecommunication room that have reached the end of their useful life. These batteries ensure the uninterrupted power to telecommunication networks critical to Platte River.

Transmission digital fault information network - substations	30,000
---	---------------

Create a secured network leveraging the Platte River fiber optic system to automatically collect, analyze, and report system fault event information that is recorded by substation relaying and meters. Faults occur on the system during inclement weather conditions and the new system will eliminate the need to dispatch a substation technician to manually retrieve the data. Immediate collection of data will shorten restoration times.

Fiber optic monitoring tool - headquarters	20,493
---	---------------

Purchase and install an additional fiber optic monitoring tool used to continuously monitor and record the health and connectivity of individual fiber strands on multiple fiber cables. Currently, there is no way to monitor, record and report on the degradation of or damage to a portion of Platte River's fiber optic cables located to the north and east of headquarters. This device will be installed at headquarters on multiple fiber optic cables to help determine the health and integrity of the cables and will also assist in forecasting cable replacement needs as degradation over time will be measured.

Total general plant projects	\$ 6,775,073
-------------------------------------	---------------------

General plant purchases

Bucket truck - headquarters	\$ 350,000
------------------------------------	-------------------

Purchase a bucket truck at headquarters with a 55 foot working height, insulated boom and 4X2 chassis. Substations will use this unit to reach connections and equipment in congested areas where the large unit is unable to maneuver and the smaller units do not provide enough reach to access connections. The purchase of the new unit will increase operator safety.

Vehicle fleet replacements	\$ 230,989
-----------------------------------	-------------------

Replace three vehicles which meet or exceed Platte River's vehicle replacement criteria of 10 years or 100,000 miles. Platte River's fleet team regularly reviews fleet replacement processes and criteria. Platte River's vehicles are maintained through average to long replacement cycles compared to other utilities. Replacement of these vehicles will bring the fleet up to standards.

Mini Lull forklift - headquarters	93,500
--	---------------

Purchase a Mini Lull forklift to use at the headquarters campus and substations. The current forklifts are undersized, struggle in inclement weather and do not have the operational flexibility of the new Mini Lull forklift. The new unit has all terrain tires, all wheel drive and an extendable boom to improve safety when operating in inclement weather and tight spaces.

Snow removal machine - headquarters	18,000
--	---------------

Purchase a snow removal machine with a granular ice melt spreading system, de-icing spray system, zero turn radius controls and a 48-inch plow blade. The headquarters campus has multiple roadways, parking areas, sidewalks and building edges that need to be maintained in order to allow visitors and employees to travel safely around the campus.

Dielectric truck testing equipment	10,500
---	---------------

Purchase a Hipot dielectric testing machine for aerial devices. Aerial equipment and cranes require annual testing and inspections to be certified for use. A portion of the booms are fiberglass and must be tested with a Hipot machine. This machine sends an electrical current from the top of the boom to the lower portion of the boom to identify potential safety hazards. This piece of equipment will help Platte River's equipment meet annual certification requirements and improve safety for operators.

Tractor replacement - headquarters	9,000
---	--------------

Replace the existing tractor at headquarters with a like kind unit. The existing tractor is at the end of its useful life and needs to be replaced in order for facilities to continue required ground maintenance.

Refrigerant recovery machine - headquarters	8,500
--	--------------

Purchase a recover, recycle and recharge machine compatible with R1234YF refrigerant to maintain vehicle air conditioning systems. Vehicle air conditioning systems started switching to R1234YF refrigerant after 2015. This piece of equipment will be used to service Platte River's fleet.

Copier replacements	7,000
----------------------------	--------------

Replace a copier that is nearing the end of its useful life. To keep the copiers running reliably, Platte River has all copiers on a five-year replacement cycle which improves software security, toner and parts availability and reduces repairs.

Total general plant purchases	\$ 727,489
--------------------------------------	-------------------

Total general plant capital additions	\$ 7,502,562
--	---------------------

Asset retirement obligations capital additions

Trapper Mine post-mining reclamation	\$ 1,538,649
Project time frame:	2023-2041
Total cost estimate:	\$11,149,000
Post-mining reclamation activity, which is an asset retirement obligation due to Platte River's membership in Trapper Mining, Inc. and the Final Reclamation Agreement with its members. The amounts shown represent Platte River's portion of the total expected cashflow for final reclamation and mine closure based on detailed engineering calculations for a third party to perform the required work. Reclamation and mine closure costs are reviewed annually, and the costs are allocated to the members of Trapper Mining, Inc. based on cumulative tons of coal delivered.	
Total 2026 capital additions	\$ 245,476,679

Capital five-year forecast

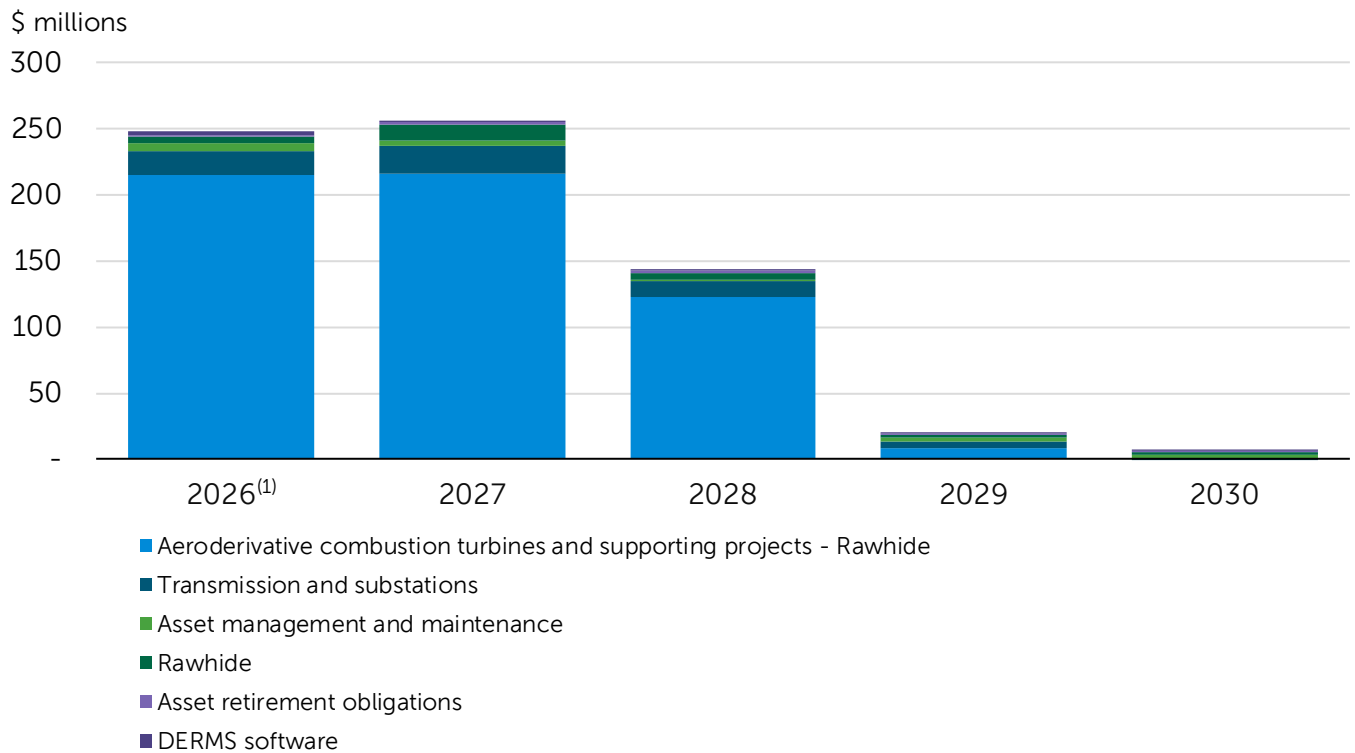
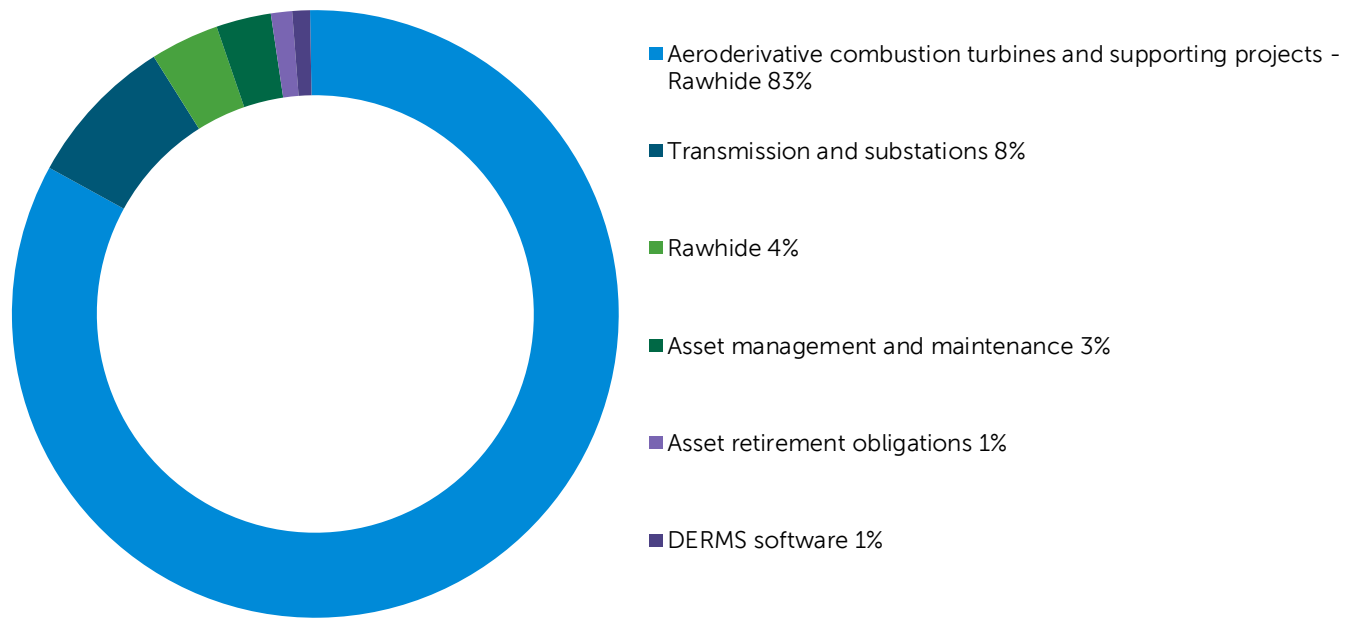
The five-year capital forecast outlines future investment in capital projects. Capital planning is an ongoing effort as needs change, so Platte River reviews and updates the plan three times annually, along with financial projections. The plan is the basis for each budget year. Due to the large capital investment needed for the resource transition, Platte River plans debt financing to provide funding as discussed in the debt service expenditures and debt-like obligations section.

Production projects focus on plant equipment replacements and upgrades, combustion component upgrades, gas control valve replacements, wet compression upgrades, controls hardware upgrades, pump replacements, the new aeroderivative units and supporting projects.

Transmission projects focus on a substation expansion for the new aeroderivative units, a new owner community substation, transformer additions and replacements, distributed battery storage and transmission line modifications. The transmission team also coordinates and plans owner community requests for substation additions.

Future general plant projects focus on replacing information technology equipment (including fiber optic cable and equipment), implementing strategic software solutions (including DER management systems and additional energy market software), a storage addition, security improvements and other general plant equipment purchases. Asset retirement obligations consist of reclamation activities at Trapper Mine.

Capital five-year forecast 2026-2030 \$675.2 million



(1) Includes \$3.5 million in estimated carryover funds from 2025 budget to 2026 budget and timing differences on funding of fully reimbursable projects.

Debt service expenditures and debt-like obligations

Long-term financial projections combined with Strategic Financial Plan metrics determine the need for and timing of debt financings. Platte River's adjusted debt ratio in 2026 is expected to be 38%, meeting its Strategic Financial Plan adjusted debt ratio target of less than 50%. Debt proceeds have historically been used to finance production and transmission assets. Platte River is not legally restricted on the amount of debt it can issue. The adjusted debt ratio includes the below debt and debt-like obligations from Platte River's statement of net position:

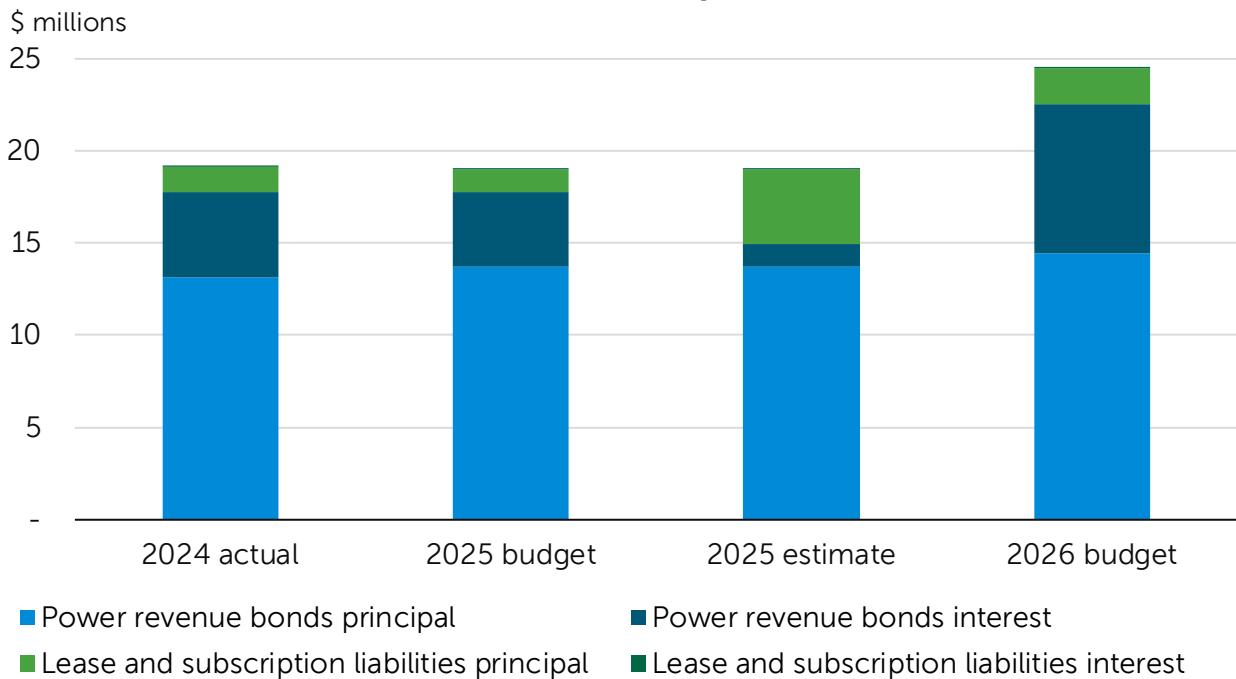
- **Outstanding long-term debt:** fixed-rate debt issued under Platte River's General Power Bond Resolution
- **Net pension liability:** Platte River's net unfunded obligation towards its defined-benefit, single-employer pension plan
- **Other long-term obligations:** amounts Platte River owes under a pooled financing arrangement
- **Lease and subscription liabilities:** amounts recognized from accounting pronouncements requiring Platte River to treat certain contracts as financing arrangements

Debt service expenditures include principal repayments and interest expense for power revenue bonds and estimated principal payments and interest expense for lease and subscription liabilities. Payments for pension contributions and the pooled financing arrangement are appropriated as operating expenses.

Platte River's General Power Bond Resolution requires that rates be sufficient to maintain a power revenue bond service coverage ratio minimum of 1.10 times. To support strong long-term financial sustainability, Platte River also maintains a 1.50 times fixed obligation charge coverage ratio as a Strategic Financial Plan metric. A minimum 1.50 times fixed obligation charge coverage ratio provides sufficient annual cash flows to meet the minimum 1.10 times bond service coverage ratio and partially fund future capital additions. This metric reclassifies debt-like obligations as fixed obligation charges. Debt-like obligations include demand or capacity payments on contracted assets and any debt service associated with off-balance sheet obligations. Platte River's 2026 fixed obligation charge coverage ratio is expected to be 1.55 times.

Debt service expenditures (\$000)	2024 actual	2025 budget	2025 estimate	2026 budget
Principal				
Power revenue bonds	\$ 13,146	\$ 13,730	\$ 13,730	\$ 14,412
Lease and subscription liabilities	1,311	1,224	1,240	1,945
Total principal	14,457	14,954	14,970	16,357
Interest expense				
Power revenue bonds	4,642	4,022	4,022	8,099
Lease and subscription liabilities	66	70	102	81
Total interest expense	4,708	4,092	4,124	8,180
Total debt service expenditures	\$ 19,165	\$ 19,046	\$ 19,094	\$ 24,537

Debt service expenditures



Bond service coverage ⁽¹⁾	2024 actual	2025 budget	2025 estimate	2026 budget
Net revenues				
Operating revenues	\$ 297,522,742	\$ 313,159,727	\$ 324,136,314	\$ 335,764,123
Operating expenses, excluding depreciation, amortization and accretion	(233,070,831)	(250,261,984)	(246,273,430)	(264,352,516)
Net operating revenues	64,451,911	62,897,743	77,862,884	71,411,607
Plus interest and other income	14,673,046	11,396,886	12,962,689	10,433,401
Net revenues before rate stabilization	79,124,957	74,294,629	90,825,573	81,845,008
Rate stabilization				
Deposits	-	-	-	-
Withdrawals	-	-	-	-
Total net revenues	\$ 79,124,957	\$ 74,294,629	\$ 90,825,573	\$ 81,845,008
Bond service				
Power revenue bonds	\$ 17,788,130	\$ 17,752,098	\$ 17,752,098	\$ 22,511,226
Coverage				
Power revenue bond coverage ratio	4.45x	4.19x	5.12x	3.64x
Fixed obligation charge coverage ⁽²⁾				
Total net revenues, above	\$ 79,124,957	\$ 74,294,629	\$ 90,825,573	\$ 81,845,008
Deferred revenues	(26,199,896)	(11,994,613)	(44,447,436)	(26,743,783)
Fixed obligation charges included in operating expenses	20,576,500	24,404,017	23,341,251	29,166,870
Adjusted net revenues before fixed obligation charges	\$ 73,501,561	\$ 86,704,033	\$ 69,719,388	\$ 84,268,095
Fixed obligation charges				
Power revenue bonds, above	\$ 17,788,130	\$ 17,752,098	\$ 17,752,098	\$ 22,511,226
Fixed obligation charges ⁽³⁾	21,953,336	25,698,181	24,683,190	31,886,809
Total fixed obligation charges	\$ 39,741,466	\$ 43,450,279	\$ 42,435,288	\$ 54,398,035
Coverage				
Fixed obligation charge coverage ratio	1.85x	2.00x	1.64x	1.55x

(1) Effective July 2025, the bond service coverage calculation excludes deferred revenues and expenses accounted for under the deferred revenue and expense accounting policy. Previously stated line items have been restated to conform with the change in calculation.

(2) Fixed obligation charges are debt-like obligation payments as defined in the Strategic Financial Plan.

(3) This value includes lease and subscription debt service expenditures that are not included in operating expenses.

Outstanding long-term debt

Of the issued \$85.7 million power revenue bonds outstanding at the end of 2026 for Series JJ and Series KK - taxable, approximately 80% and 20% relate to transmission assets and the Rawhide Energy Station, respectively. The weighted average cost of this debt during 2026 is forecast to be approximately 2.7%. A new Series LL debt financing of approximately \$124.0 million is planned for 2026 to partially fund the aeroderivative combustion turbine project. A total of approximately \$463.0 million of new debt financing is projected through the energy transition. While market conditions and other factors will influence actual debt service expenditures for this bond issuance, budgeted expenditures assume a 5.0% average cost for Series LL.

Long-term debt outstanding	2024 actual	2025 budget	2025 estimate	2026 budget
Power revenue bonds				
Series JJ	\$ 90,590,000	\$ 78,270,000	\$ 78,270,000	\$ 65,395,000 ⁽¹⁾
Series KK - taxable	22,490,000	21,410,000	21,410,000	20,320,000 ⁽²⁾
Series LL	-	-	-	124,000,000 ⁽³⁾
Total power revenue bonds	113,080,000	99,680,000	99,680,000	209,715,000
Unamortized bond premium	7,526,504	5,728,173	5,728,173	4,218,949
Total long-term debt	\$ 120,606,504	\$ 105,408,173	\$ 105,408,173	\$ 213,933,949

(1) Series JJ remaining amount outstanding relates to transmission assets and Rawhide assets of \$48.0 million (73%) and \$17.4 million (27%), respectively, and matures each year through June 1, 2036.

(2) Series KK - taxable remaining amount outstanding relates to transmission assets and matures each year through June 1, 2037.

(3) Estimated amount of Series LL debt issuance planned for 2026.

The following bond service funding table includes requirements for Series JJ and Series KK – taxable only. Series LL funding requirements are not shown as they are uncertain until the debt financing is complete.

Bond service funding	Principal	Interest	Total
Deposits in 2025 for 2026 payment	\$ 8,146,247	\$ 313,257	\$ 8,459,504
2026	14,312,085	3,449,142	17,761,227
2027	14,898,334	2,825,743	17,724,077
2028	15,443,333	2,245,896	17,689,229
2029	8,858,334	1,690,453	10,548,787
2030	4,093,333	1,351,651	5,444,984
2031-2035	28,386,250	4,042,159	32,428,409
2036-2037	5,542,084	174,762	5,716,846
Total bond service funding	\$ 99,680,000	\$ 16,093,063	\$ 115,773,063

Platte River is committed to maintaining a strong credit rating, which is a significant factor in determining cost of debt. Platte River's senior lien debt credit is rated AA by all three credit rating agencies: Moody's Investor Service (Moody's), Fitch Ratings (Fitch) and S&P Global Ratings (S&P). The key factors in determining these ratings are the diversity and economic strengths of the owner communities, the "all-requirements" obligations under Platte River's Power Supply Agreements with the owner communities, Platte River's financial position, the board's willingness to raise rates, management expertise and overall competitive position.

Bond issue	Moody's	Fitch	S&P
Series JJ	- ⁽¹⁾	AA	AA
Series KK - taxable	Aa2	AA	- ⁽¹⁾

(1) Credit rating not obtained.

Net pension liability

Platte River maintains a defined-benefit, single-employer plan covering all regular employees of Platte River hired before Sept. 1, 2010. The defined benefit pension plan is closed to employees hired on or after that date. The net pension liability is measured and determined annually by actuarial valuations as of each calendar year end. Additional information on the defined benefit pension plan, including actuarial assumptions and net pension liability, is available in the footnotes to Platte River's audited financial statements posted at prpa.org/financial-information. Future pension liability balances and contributions to the plan will vary based on changes to actuarial assumptions and investment returns.

	2024 actual	2025 budget	2025 estimate	2026 budget
Net pension liability				
Net pension liability	\$ 27,284,904	\$ 19,738,000	\$ 22,088,000	\$ 16,646,000

Other long-term obligations

Platte River is a participant in a pooled financing arrangement that closed in 2021 to fund the Windy Gap Firing Project, which includes construction of the Chimney Hollow Reservoir. Due to alternate accounting treatment, the debt service payments under the pooled financing will be included in operations and maintenance and not accounted for as debt service. Instead, the liabilities are considered other long-term obligations. Payments are considered fixed obligation charges and the related pooled financing liabilities are included in Platte River's adjusted debt ratio.

The original pooled financing arrangement was not sufficient to fully fund completion of the project after increases due to a federal permit delay, environmental mitigation and enhancement, construction cost increases and additional engineering and construction management. Platte River elected to increase its share of the existing pooled financing by \$11.8 million during 2025 through an amendment to the existing subordinate debt instrument. Consistent with the alternative accounting treatment of the original balances, this increase to payments for the additional pooled financing is included in operating expense

and not accounted for as debt service. Until all elements of the pooled financing arrangement are drawn to establish final borrowings and determine a fixed 30-year payment schedules, the repayment schedule that follows is subject to change.

	2024 actual	2025 budget	2025 estimate	2026 budget
Other long-term obligations				
Windy Gap Firing Project obligations				
Pooled financing senior debt	\$ 61,046,133	\$ 61,046,133	\$ 61,046,133	\$ 58,898,360
Pooled financing subordinate debt	32,359,551	44,030,662	44,148,621	44,148,621
Settlement liability	888,889	-	-	-
Total other long-term obligations	\$ 94,294,573	\$ 105,076,795	\$ 105,194,754	\$ 103,046,981

Pooled financing estimated funding	Estimated gross principal	Estimated interest	Total
2026	\$ 2,147,773	\$ 3,948,150	\$ 6,095,923
2027	3,331,212	3,698,909	7,030,121
2028	3,464,579	3,563,730	7,028,309
2029	3,607,473	3,422,534	7,030,007
2030	3,753,108	3,274,861	7,027,969
2031-2035	21,232,446	13,913,969	35,146,415
2036-2040	25,920,099	9,225,112	35,145,211
2041-2045	18,141,514	4,229,639	22,371,153
2046-2050	11,284,971	2,441,147	13,726,118
2051-2055	10,359,206	842,714	11,201,920
2056	1,952,373	40,609	1,992,982
Total estimated funding	\$ 105,194,754	\$ 48,601,374	\$ 153,796,128

In addition to the estimated funding above, Platte River is required to contribute to debt service reserve funds. The senior debt reserve fund, approximately \$4.8 million, was established at the time senior bonds for the Windy Gap Firing Project were issued. The subordinate debt reserve fund, approximately \$2.0 million, will be established in the future through annual contributions. These reserve funds are held on Platte River's statement of net position as other long-term assets until the funds are returned to Platte River or applied to debt service. All reserves are expected to be applied to debt service. The following table shows the estimated reserve balance and activity for the duration of the pooled financing.

Pooled financing estimated debt service reserve funding	Estimated contributions	Estimated applications to debt service	Projected reserves in other long-term assets at end of period
2026	\$ -	\$ -	\$ 4,846,370
2027	199,298	-	5,045,668
2028	199,298	-	5,244,966
2029	199,298	-	5,444,264
2030	199,298	-	5,643,562
2031-2035	996,492	-	6,640,054
2036-2040	199,298	-	6,839,352
2041-2045	-	4,361,643	2,477,709
2046-2050	-	-	2,477,709
2051-2055	-	484,727	1,992,982
2056	-	1,992,982	-
Total estimated debt service reserve funding	\$ 1,992,982	\$ 6,839,352	

Lease and subscription liabilities

Platte River has adopted the principles of GASB Statement No. 87, Leases, and GASB Statement No. 96, Subscription-Based Information Technology Arrangements. These accounting pronouncements require leases and subscription-based information technology arrangements to be recorded as financing arrangements and the expenditures, previously considered operating expenses, to be classified as capital additions or debt service, depending on the status of the underlying project at the time of the expenditure. Following the pronouncements, Platte River budgets these types of payments for in-service projects as debt service, which are also considered fixed obligation charges, and the related liabilities are included in the adjusted debt ratio. While these liabilities have been minimal since adopting these standards, an increase is expected as the Weld Energy Storage project will qualify as a lease. Platte River will recognize the expected net present value of payments under the contract as a liability after the project is placed into service, although the first contractual payment is not expected until 2027.

Lease and subscription liabilities outstanding	2024 actual	2025 budget	2025 estimate	2026 budget
Lease liabilities	\$ 101,684	\$ 91,925	\$ 91,925	\$ 198,932,937
Subscription liabilities	3,328,705	2,422,317	2,646,727	3,064,549
Total lease and subscription liabilities	\$ 3,430,389	\$ 2,514,242	\$ 2,738,652	\$ 201,997,486

Lease and subscription liabilities estimated funding	Estimated principal Estimated interest		Total
2026	\$ 1,945,234	\$ 80,382	\$ 2,025,616
2027	8,006,395	8,295,419	16,301,814
2028	7,753,456	7,979,129	15,732,585
2029	7,352,570	7,661,771	15,014,341
2030	7,675,491	7,350,887	15,026,378
2031-2035	41,829,323	31,710,997	73,540,320
2036-2040	51,512,999	21,987,001	73,500,000
2041-2045	63,495,515	10,004,485	73,500,000
2046	14,371,737	328,263	14,700,000
Total lease and subscription liabilities estimated funding	\$ 203,942,720	\$ 95,398,334	\$ 299,341,054

Lease and subscription liabilities estimated funding above represents those contracts for which 2026 budget appropriations or year-end liabilities are expected. Additional or changes to lease and subscription contracts or assumptions relating to those contracts, such as exercise of renewal options or renegotiation of contracts, may change future funding requirements.

**Page left
intentionally blank**

Additional information

Budget process

Platte River is a political subdivision of the state of Colorado and is subject to the Local Government Budget Law, C.R.S § 29-1-101, *et seq.* Platte River is not subject to Colorado's Taxpayer's Bill of Rights because it operates as an enterprise. Colorado law and Platte River financial policy require a balanced annual budget, meaning that projected revenues and available resources must equal anticipated expenditures. Platte River monitors anticipated revenues and expenditures to produce a balanced budget.

The statutory deadline for Platte River to submit its annual budget to its board of directors is Oct. 15. By that date, Platte River publishes a notice in newspapers of general circulation stating that the annual budget is available for public inspection and providing the date and time for a public hearing. The public can find the budget on Platte River's website at prpa.org/financial-information and at Platte River's headquarters at 2000 East Horsetooth Road, Fort Collins, Colorado.

Platte River developed this budget to align with its strategic initiatives and comply with the financial framework described in the financial governance section. Platte River follows an adaptive strategy to effectively maintain system reliability, demonstrate environmental responsibility and regulatory compliance, as well as manage risk. The summary below explains how Platte River develops, reviews and approves the budget.

Owner communities load forecast

Platte River develops a long-range load forecast using an econometric model that incorporates many independent variables, including population, economic activity, home air conditioning penetration, historical weather and DER adoption. While all DER are important, energy efficiency, distributed solar, EVs and beneficial electrification are the primary contributors to the future load forecast adjustments. The load forecast model relies on regression analysis of historical data to develop future forecasts. As most DER are in early stages of development and there is little historical data available, the load forecast model also contains projections of DER adoption rates. The load forecast is updated annually with the latest historical data and DER projections.

Production cost model

Platte River uses an hourly production cost simulation model to show the major revenue and expense categories (sales for resale, purchased power and fuel). Production estimates for each generation resource reflect assumptions for resource availability and performance; fuel and transportation contract costs; PPA terms; and market prices for sales for resale, supplemental purchased power, and natural gas.

Personnel budget

The personnel budget follows the board policy on employee total compensation. To establish the personnel budget, Platte River staff:

- reviews the current salary budget and includes a market adjustment based on data from a variety of published sources, both regional and from other utilities,
- adds any new approved positions, and
- adds other known increases or decreases, where applicable.

Department managers submit position descriptions and justifications for new positions. Directors and senior leaders review the requests and approve positions for the upcoming year based on greatest need and value to Platte River. The board approves headcount changes through the budget process.

Individual departments budget overtime and capital labor as a component of total salaries. The remaining salaries are allocated to the functional areas based on estimates of expected responsibilities. These estimates are informed by recent historical data and anticipated impacts of new or changing roles.

Medical and dental expenses are based on a mid-year projection provided by third-party consultants using historical claims and industry cost projections.

Department budgets

Each department submits its budget on an account-by-account basis, along with supporting justifications, explanations and statistical information. Department managers develop internal goals and work plans and align their activities with Platte River's strategic initiatives. Directors and senior leaders review and approve department budgets.

Craig Generating Station budget

Under the Yampa project participation agreement, Platte River owns 18% of the output from Craig Unit 2. Tri-State, as the operating agent for the Craig Generating Station, is responsible for the daily management, administration, operation and maintenance of the unit and related transmission facilities. The participants share all operations and maintenance costs, other than fuel, on a pro rata ownership basis. Participants must advance funds to the operating agent to pay operations and maintenance costs when due.

The Yampa project engineering and operating committee works closely with Tri-State staff to develop capital and operations and maintenance budgets to support plant reliability through the unit's remaining operating life. Because the parties do not yet have an enforceable decommissioning agreement and cost estimate, Platte River independently develops an accretion expense estimate, following the Craig units 1 (planned to be retired by the end of 2025) and 2 decommissioning accrual accounting policy discussed in the financial governance section. Platte River does not budget this expense but includes it in change in net position for rate recovery purposes. Platte River will appropriate costs for decommissioning in future budgets based on cashflows, like an asset retirement obligation.

Joint transmission

Platte River's share of jointly owned transmission projects includes costs for the Ault-Fort St. Vrain, Craig-Bonanza, Hayden-Blue River and Craig-Ault transmission lines, as well as Craig transmission costs. Operating agents develop the joint ownership project budgets, which the participants' engineering and operating committees approve.

Billable projects

Platte River performs services on behalf of the owner communities under intergovernmental agreements and directly bills each owner community for resulting costs. These services can include customer information systems, distribution, SCADA, substation security, engineering and other technical support services and fiber management.

Capital budget

Platte River's capital projects are based on a five- to 10-year planning horizon. With each budget cycle, staff:

- submits capital projects with a description and justification,
- plans projects based on resource availability,
- identifies, categorizes, ranks, and prioritizes strategic projects, and
- prepares a long-term capital forecast to review and update three times each year.

The long-term capital forecast is a significant input into long-range financial planning. It helps Platte River determine rates, projected cash flows and the timing of planned debt financings.

Budget contingency

Platte River may use its budget contingency to meet unforeseen expenditures, such as:

- unplanned generation or transmission outages,
- significant increases in power market or natural gas prices,
- unplanned expenses to maintain power supply to the owner communities, or
- a new accounting policy that alters expenditures.

Platte River may also use contingency for existing capital projects that require above-budget expenditures due to scheduling changes, payment timing differences, changes in work scope, price fluctuations or new projects best started before the next budget year. A contingency transfer is not unusual for capital projects.

Platte River's general manager/CEO or treasurer must approve use of contingency funds for any purpose. Staff updates the board on estimated and actual contingency fund transfers.

The contingency appropriation amount is approximately 20% of operating expenses and capital additions. This level of contingency helps Platte River also manage increased uncertainty related to the resource transition plan and energy markets.

Year	Contingency appropriation budget (\$000) ⁽¹⁾	Appropriated amount (\$000)	%	Purpose of transfer
2016	\$20,000	\$1,200	6%	Additional expenditures for the initial progress payments for the generator rotor replacement project and the generator stator rewind project completed during the 2018 scheduled maintenance outage.
2017	\$20,000	\$1,100	6%	Additional expenditures for the initial progress payments for the bottom ash and reclaim pond project completed during the 2018 scheduled maintenance outage.
2018	\$23,000	-	-	
2019	\$23,000	\$1,779	8%	Additional expenditures for several capital projects including the Energy Engagement Center, Rawhide variable frequency drive, circuit switcher addition and breaker replacements at Harmony Substation, air compliance database software and vehicle fleet replacements.
2020	\$26,000	\$1,282	5%	Additional expenditures for bottom ash transfer impoundments and reclaim pond closure project.
2021	\$28,000	\$1,566	6%	Additional natural gas expense for high natural gas prices and additional combustion turbine generation to make sales, serve load and replace generation during Rawhide Unit 1's scheduled maintenance outage.
2022	\$24,000	\$17,465	73%	Additional natural gas expense for high natural gas prices and additional combustion turbine generation to make sales, serve load and replace generation during Rawhide Unit 1's scheduled screen outage. Additional expenditures for several capital projects including the SCADA and energy management system, the Rawhide pipeline reroute, combustion component upgrade on CT Unit D and Transformer T1 replacement at Longs Peak Substation. Additional debt service expenditures due to presentation of certain payments impacted by the implementation of GASB Statement No. 96.
2023	\$52,000	\$344	1%	Additional debt service expenditures due to presentation of certain payments impacted by the implementation of GASB Statement No. 96
2024	\$56,000	\$43,021	77%	Additional capital expenditures for the aeroderivative combustion turbines and Severance Substation projects. Additional debt service expenditures due to timing of an annual subscription liability payment.
2025	\$75,000 ⁽²⁾	-	-	

(1) Before 2018, the budgeted contingency appropriation was a fixed amount. From 2019 to 2022, the amount was approximately 10% of the operating expenses and capital additions to align with fluctuations in the budget. Beginning in 2023, the contingency appropriation amount increased to approximately 20% of operating expenses and capital additions to help Platte River manage increased uncertainty in future budgets related to the resource transition plan and organized energy market activities.

(2) A contingency transfer is projected, pending final 2025 results.

Management review

Staff prepares and analyzes financial statements, a budget summary, budget details, and division and department budget reports for management review. Finance staff meet with managers and the general manager/CEO to discuss the budget and confirm that expenditures for the budget year are consistent with goals, objectives, strategic initiatives, rate projections and Strategic Financial Plan metrics. After these meetings, staff may revise budget items and distribute revised reports to management for further review.

Budget document

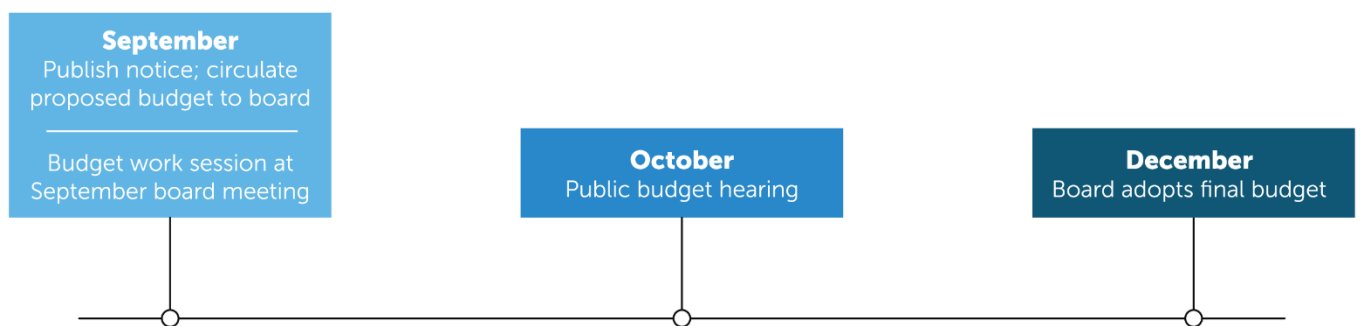
Platte River’s management uses the strategic budget for planning and to communicate with the board of directors and the public. The budget document complies with Colorado’s Local Government Budget Law. Platte River submits its budget to the state no later than 30 days after the start of the budgeted fiscal year. The budget document must include:

- all proposed expenditures and all sources of anticipated income,
- estimated beginning and ending fund balances,
- corresponding actual figures for the prior fiscal year and estimated figures projected through the end of the current fiscal year,
- a written budget message, and
- explanatory schedules or statements.

Staff may reclassify some budget amounts to remain consistent with the upcoming budget year presentation. These reclassifications do not change budgeted amounts and results.

Board review and adoption

The diagram below depicts the process for Platte River’s board to review and adopt the budget.



Revisions between the proposed and adopted budget typically include a revised production cost model run and refinements to operations and maintenance expenses and capital additions. Revisions can include changes to market assumptions, fuel costs, personnel costs, other various departmental expenses, timing or scope of capital projects and any other change needed for the board to adopt a more accurate and complete budget.

Budget amendments

Platte River may need to amend the budget if total expenditures, including contingency, are expected to exceed the adopted budget. Under Colorado law, the process for budget amendments is the same as the annual budget process: a board meeting notice, a public hearing, and board adoption. A budget amendment would also be timely filed with the state.

Distinguished Budget Presentation Award

The Government Finance Officers Association of the United States and Canada (GFOA) presented a Distinguished Budget Presentation Award to Platte River Power Authority for its 2025 Strategic Budget for the fiscal year beginning Jan. 1, 2025. To receive this award, a governmental unit must publish a budget document that meets program criteria as a policy document, as an operations guide, as a financial plan and as a communications device. This is the sixth consecutive year Platte River has earned this award.

The award is valid for one year only. We believe our current budget continues to conform to program requirements, and will submit it to GFOA to determine its eligibility for another award.



GOVERNMENT FINANCE OFFICERS ASSOCIATION

*Distinguished
Budget Presentation
Award*

PRESENTED TO

**Platte River Power Authority
Colorado**

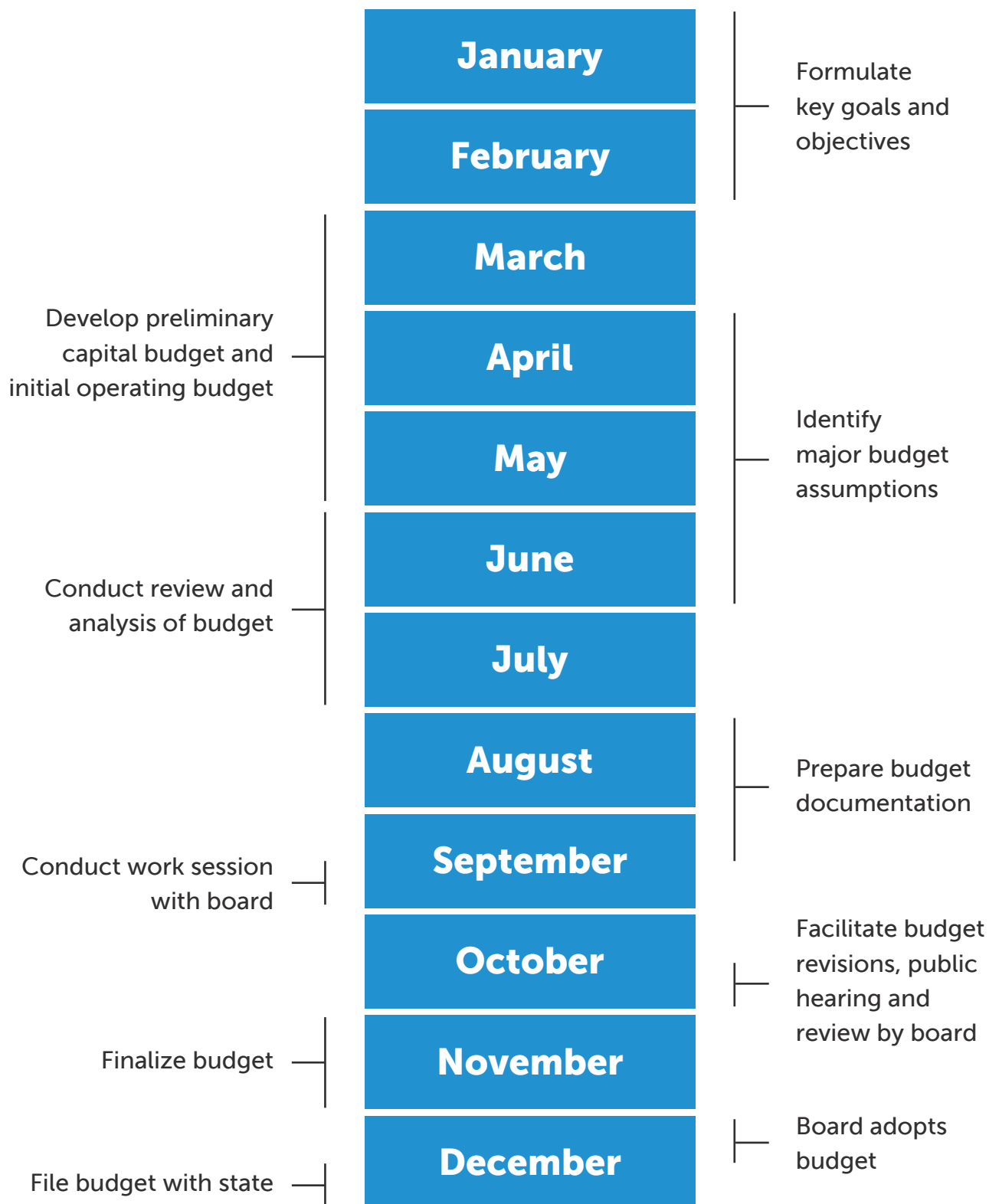
For the Fiscal Year Beginning

January 01, 2025

Christopher P. Morill

Executive Director

Budget schedule



Financial governance

The Local Government Budget Law of Colorado, in addition to the policies listed below, provides the framework for Platte River's financial activities and budget development.

Fiscal resolution

As required by the Organic Contract, the board adopted a fiscal resolution that governs Platte River's financial transactions.

Strategic Financial Plan

In support of Platte River's foundational pillars of providing reliable, environmentally responsible and financially sustainable energy and services, and Platte River's mission, vision, values and strategic initiatives, the Strategic Financial Plan provides direction to preserve long-term financial sustainability and manage financial risk. The objectives of the Strategic Financial Plan are as follows:

- Generate adequate earnings margins and cash flows
- Maintain sufficient liquidity for operational stability
- Maintain access to low-cost capital
- Provide wholesale rate stability

Platte River is also subject to the following financial and rate requirements:

- General powers of Platte River, as stated by Colorado Revised Statute 29-1-204(3)(j), include the right to fix, maintain, and revise fees, rates, and charges for functions, services, or facilities provided. Platte River's Board of Directors have the exclusive authority to establish electric rates.
- Power Supply Agreements with the owner communities require the board to review rates at least once each calendar year. The Power Supply Agreements also require rates to be sufficient to cover all operating and maintenance expenses, purchased power costs, bond service expenses, and to provide reasonable reserves and adequate earnings margins so Platte River may obtain favorable debt financing.
- The General Power Bond Resolution requires that rates be sufficient to generate net revenues that cover bond service expense at a minimum 1.10 times. Platte River must review rates and charges as necessary, no less than once each calendar year.

To meet these objectives and requirements, staff established financial metrics and rate stability strategies. The financial metrics take into consideration rating agency guidelines, targeting a "AA" category credit rating. The rate stability strategies include fiscal responsibility and rate smoothing.

Additionally, to manage financial assets and risk, staff will continue to implement and maintain prudent business practices in managing reserves and budgeting, complying with financial policies and procedures and maintaining the enterprise risk management program.

Staff analyzes financial results and projections relative to the financial metrics throughout the year. Staff must formally review the Strategic Financial Plan with the board at least every five years.

Financial metrics

The Strategic Financial Plan metrics support Platte River's financial obligations (including those established by the Colorado Revised Statutes, Power Supply Agreements, and General Power Bond Resolution) and preserve long-term financial sustainability (cash flow, earnings, leverage, liquidity). The financial metrics maintain adequate reserves and provide balance between financing capital investments with cash and debt.

Strong financial metrics gives Platte River flexibility to implement necessary rate changes and to smooth rates over longer periods of time to minimize short-term rate impacts. Multi-year performance is considered during the evaluation of rate action and decision-making. Platte River may not achieve financial metric projections in all years if staff considers the deficiency temporary.

The financial metrics described below were established based on guidelines provided for a "AA" category credit rating by Moody's, Fitch and Platte River's financial objectives. Platte River's financial advisor, PFM Financial Advisors LLC, also reviewed the Strategic Financial Plan.

- **Cash flow metric:** Generate minimum 1.50 times fixed obligation charge coverage ratio
- **Earnings metric:** Generate minimum change in net position equal to 3% of annual operating expenses
- **Leverage metric:** Target adjusted debt ratio less than 50%
- **Liquidity metric:** Target minimum 200 days adjusted liquidity on hand

Included within the liquidity metric is the rate stabilization fund, established and maintained as allowed by the General Power Bond Resolution. The purpose of the rate stabilization fund is to reduce or eliminate the rate impact from an unforeseen event that affects Platte River's ability to meet the minimum legal bond service coverage ratio requirement, but not to smooth the rate impacts of continued typical business operations. Platte River has never withdrawn funds from the account to meet bond service coverage. The current rate stabilization account is a statement of net position item of approximately \$20 million. Staff uses risk analysis each year to determine the appropriate level to maintain in the account.

Rate stability strategies

Competitive wholesale rates give the owner communities an economic advantage for their residential, commercial and industrial customers. Platte River strives to maintain services and rates offered at competitive prices compared to similar services and products provided by other wholesale electric utilities in the region. Platte River has implemented the following rate strategies to help reduce long-term rate pressure and give the owner communities greater rate predictability.

Fiscal responsibility

Revenue generation

When financially advantageous and operationally feasible, Platte River sells generation surplus to owner community needs to other regional utilities on a short- or long-term basis. Margin from these sales reduces Platte River's revenue requirement and benefits the owner communities through lower rates. Staff proactively seeks sales opportunities.

Expense management

Platte River prioritizes preventive and predictive maintenance strategies and proactive capital investments to provide long-term system benefits and efficiencies. Platte River will continue to invest in its existing power generation and transmission assets to maintain operational efficiency and to proactively address federal and state regulatory requirements. Platte River plans to expand its investment in noncarbon resources, such as wind and solar, DER and other generating capacity as needed and retire coal-fired generation. Targeting a "AA" category credit rating through the financial metrics provides access to low-cost capital to support these investments. Platte River is committed to managing costs through its budget and long-term financial planning processes.

Rate smoothing

The board establishes tariffs and charges based on projected cost of service with adequate margin to achieve Strategic Financial Plan financial metrics. Rate smoothing is accomplished through accounting policies and multi-year analysis to develop a long-term rate path with greater predictability.

Accounting policies - revenue and expense smoothing

As a board-regulated entity, Platte River is subject to the provisions of GASB Statement No. 62, Codification of Accounting and Financial Reporting Guidance Contained in Pre-November 30, 1989 FASB and AICPA Pronouncements, Regulated Operations, paragraphs 476–500, which requires the effects of the rate making process to be recorded in the financial statements. Accordingly, certain revenues and expenses normally reflected in the statements of revenues, expenses and changes in net position as incurred are recognized when they are included in wholesale rates. Platte River adopts accounting policies that help stabilize rates.

Multi-year rate analysis

The board prefers to use a multi-year rate smoothing strategy, as deemed appropriate, to avoid greater single-year rate impacts or to accomplish specified objectives. Platte River will use this mechanism to stabilize rates and increase financial flexibility.

Integrated resource plan

Critical to the budgeting and rate projection process, an IRP establishes a short-term action plan and long-term resource acquisition trajectory for meeting forecasted electric load. Plans are modeled using a combination of supply-side generation resources and DER. Platte River's

IRP uses sophisticated modeling that includes Platte River's unique resources, available technologies and specific constraints, all studied by industry experts using best practices to develop supply portfolio options over a 20-year planning period. The resource portfolio model includes capital, operational, fuel and other costs. Community engagement is a significant part of the IRP development process, and Platte River engages with the owner communities on multiple levels to gain public input from as many retail customers as possible on the proposed long-term supply portfolios.

Decisions to invest in and maintain generating resources are significant and complex, with long-range financial and environmental implications that vary widely depending on the selected resource portfolio mix. The IRP results can significantly affect rate requirements as selected resources are factored into rate projections. Platte River updates the assumptions to achieve the selected path annually and incorporates them into financial and rate projections. Platte River must complete an IRP every five years, with the most recent being submitted in 2024, one year early, and covering the planning period from 2024 to 2043. Platte River plans to prepare its next IRP in 2028. Completing the 2024 and 2028 IRPs ahead of the standard five-year schedule allows Platte River to reflect the most up-to-date assumptions and consider latest technologies; Platte River will complete three IRPs between the date the board adopted the Resource Diversification Policy and the date Rawhide Unit 1 retires. Additional information about the current IRP is available on Platte River's website at prpa.org/2024irp.

Financial projections and cost of service

Platte River's financial model, updated three times annually, is designed to coincide with resource planning models and the IRP. While the planning horizon typically extends 10 years, staff can evaluate scenarios out to 20 years. Key metrics typically identified and reported by the financial model include average wholesale rate projections (including annual rate increases) and the Strategic Financial Plan metrics. Platte River uses the financial model to obtain forward-looking insight into the impact of IRP portfolios and the possible need to adjust long-term financial plans, including debt financing and rate adjustments, to meet Strategic Financial Plan objectives.

The cost of service model determines specific charges outlined in the tariff schedules for the upcoming year's budget. It incorporates budgeted expenses using FERC functional areas and determines which specific charges should be used for cost recovery of each expense. The cost of service model supports system benefits by producing unbundled charges that are transparent and aligned with underlying cost structures.

Power Supply Agreements

The Power Supply Agreements define the terms and conditions for Platte River's sale of wholesale electricity to the owner communities. Currently all four Power Supply Agreements run through 2060 and coordinated efforts are underway to update and extend the agreements.

General Power Bond Resolution

The General Power Bond Resolution allows Platte River to issue and sell bonds for a specific purpose and establishes the rights and responsibilities of each party (the issuer and the bondholder) in a bond contract. The bonds entitle the holders to interest payments and the return of principal.

Bond service coverage

Bond service coverage is a measure of Platte River's ability to generate cash to pay bondholders and is a key indicator of financial strength. Credit rating agencies review bond service coverage when assessing Platte River's credit quality. Under the General Power Bond Resolution, Platte River must charge wholesale electric energy rates to the owner communities that are reasonably expected to yield net revenues for the forthcoming 12-month period that are at least equal to 1.10 times total power bond service requirements.

Restricted, dedicated and unrestricted funds

Platte River has three categories of funds. Restricted funds are a requirement of the General Power Bond Resolution. Dedicated funds are Platte River-defined obligations for a specific purpose. All remaining funds are unrestricted. Following governmental accounting pronouncements, net position is categorized for reporting purposes as net investment in capital assets, restricted and unrestricted.

Investments

Platte River's investment policy provides a framework for managing its investments. Platte River must invest and manage assets as a prudent investor would, by considering the purposes, cash requirements and terms of various funds. In satisfying this standard, the chief financial officer must exercise reasonable care, skill and caution. Investment and management decisions will be evaluated not in isolation but in the context of the portfolio as a whole and as a part of an overall investment strategy having risk and return objectives reasonably suited to Platte River. The primary objectives of investment activities are safety, liquidity and yield. Platte River invests only in obligations of the United States government and its agencies and other investments permitted under Colorado law.

Enterprise risk management

Platte River is committed to enterprise risk management, which is the process to identify potential events that may affect its ability to meet strategic objectives and manage identified risks appropriately. The risk oversight committee, consisting of the general manager/CEO and the senior leadership team, monitors the risk environment and provides direction to accept, avoid, mitigate or transfer, to an acceptable level, the risks that may adversely affect Platte River's ability to achieve its goals. Additionally, the risk oversight committee supports organization-wide efforts to identify, assess, treat, monitor, communicate and report enterprise risks. Platte River has also established an energy risk management framework, as a

subset of enterprise risk management, to manage energy-related risks. The enterprise risk management program is continually evolving to incorporate industry best practices.

Platte River maintains several different types of insurance, including auto liability, commercial crime, cyber liability, directors and officer's liability, fiduciary liability, excess liability, medical professional, property, employee health and workers' compensation. Insurance coverages and limits are commensurate with operating the electric system and Platte River's contractual requirements.

Basis of accounting

Platte River accounts for its financial operations as a proprietary fund and uses the modified accrual basis of accounting for budgetary reporting purposes. Under the modified accrual basis of accounting, certain non-cash items are excluded from budget appropriation, including but not limited to depreciation expense for fixed assets, amortization for asset retirement obligations and subscription assets, accretion expense for Craig units decommissioning costs, accrued compensated absences, amortization of bond financing costs and unrealized gains or losses. Debt principal is included in the budget under the modified accrual basis of accounting. For financial statement reporting purposes, Platte River uses the full accrual basis of accounting, conforming to accounting principles generally accepted in the United States of America. Platte River maintains its accounts according to FERC's Uniform System of Accounts.

As a board-regulated entity, Platte River is subject to GASB Statement No. 62, which requires the effects of the rate making process to be recorded in the financial statements.

Accordingly, certain expenses and revenues normally reflected in the statements of revenues, expenses and changes in net position as incurred are recognized when they are included in Platte River's wholesale rates. These policies are used as rate-setting strategies. Below is a list of Platte River Board-approved accounting policies for specific activities following this standard:

- Additional pension funding expense recognition
- Pension contribution expense recognition
- Debt issuance expense recognition
- Maintenance outage expense accrual
- Change in depreciation method
- Windy Gap Firing Project
- Craig units 1 and 2 decommissioning accrual
- Deferred revenue and expense

Operating revenues and expenses

Operating revenues and expenses consist of those revenues and costs directly related to the generation, purchase and transmission of electricity. Operating revenues are billed and recorded at the end of each month for all electricity delivered. Revenues and expenses related to financing, investing and other activities are considered to be nonoperating.

Capital

Capital additions include expenditures of \$5,000 or more for property, equipment or construction projects with an estimated useful life greater than two years. Expenditures less than \$5,000 are reflected in the operations and maintenance expense budget. Where applicable, expenditures also include payments to vendors made under GASB statements 87 and 96 before the underlying asset is placed into service. Depreciation is recorded using the straight-line method over the estimated useful lives of the various assets of plant in service. For budgetary reporting, capital additions also include appropriations for asset retirement obligations, discussed further in this section. The Craig Generating Station capital budget was prepared by the operating agent, Tri-State, and has been approved by the engineering and operating committee, of which Platte River is a member.

Platte River management emphasizes project management, specifically reviewing resource availability, as well as improving project planning and execution. This process will continue to evolve to support operational excellence.

Capital projects can be delayed for various reasons. Unexpended amounts may be due to construction delays, change in scope or payment timing differences. This will be determined after the Dec. 31 year-end closing. Budget law allows Platte River to carry over into the next year any unexpended balance of funds appropriated for the previous year's expenditures. The amounts required in the next year to complete the previous year's projects will then be transferred to the appropriate budget categories in the next year. This is called the carryover process and is preferred over re-budgeting the funds. Capital additions will be funded either from current operations or proceeds from debt financings.

As unplanned projects or additional fund requests for existing projects come up throughout the year, project managers follow the internal out-of-budget or overbudget request process to submit the request for consideration. Each request for a new project or additional funding for an existing project is described and justified, evaluating both direct and indirect impacts. The general manager/CEO then reviews the requests on merit. If a request is approved, overall project schedules may change to accommodate the new or revised project. Because of project variability and uncertainty, staff closely tracks funding and uses the carryover process if a project cannot be completed in the current year. If additional funds are required for all capital additions at the enterprise-wide level, staff will request a contingency transfer to move funds into the capital budget.

Asset retirement obligations

Asset retirement obligations originate when a legally enforceable liability associated with the retirement of a tangible capital asset exists and can be reasonably estimated. After Platte River adopted GASB Statement No. 83, Certain Asset Retirement Obligations, asset retirement obligations are appropriated for budgetary purposes on a cash basis method aligned with when liabilities are anticipated to be settled as retirement activities occur. For financial reporting purposes, the expense of the liabilities is recognized in the period during which the underlying capital asset is used. This is achieved by recording a deferred outflow of resources

equal to the liability, which is subsequently recognized as amortization expense during the pre-retirement period. The liability and associated deferred outflow of resources are evaluated annually for an inflationary adjustment and changes in estimated costs, and adjusted when necessary. Before Platte River adopted this statement, identified asset retirement obligations were appropriated through operations and maintenance expense with no differences in budgetary and financial reporting.

The following table summarizes anticipated asset retirement obligations for financial reporting purposes at the end of 2025, including the periods in which amortization is expected to be recognized. Budget appropriation occurs as actual retirement activities begin and are reflected as capital additions.

Asset retirement obligations	Estimated liability as of Dec. 31, 2025	Estimated unamortized deferred outflow of resources as of Dec. 31, 2025	2026 budget amortization	Amortization period end date
Rawhide Unit 1 impoundment - phosphorous removal ponds	\$ 6,011,869	\$ 2,620,132	\$ 655,032	2029
Rawhide Energy Station decommissioning	28,304,303	24,558,017	818,604	2055
Craig Generating Station impoundments	4,352,678	2,020,139	734,593	2028
Trapper Mine post-mining reclamation	10,813,823	-	310,288	2028 ⁽¹⁾
Total asset retirement obligations	<u>\$ 49,482,673</u>	<u>\$ 29,198,288</u>	<u>\$ 2,518,517</u>	

(1) Current deferred outflows of resources are expected to be fully amortized by 2025 aligned with the current coal contract. 2026 budget and this date reflect new contract assumptions resulting in amortization past the current contract.

Acronyms and terms

2025 estimate	Current estimate of revenues and expenditures to reflect actual revenues and expenditures (January through July) and budget revenues and expenditures (August through December). Modifications were made to reflect more accurate projections.
Accretion	Gradual recognition of an expense related to a long-term liability.
Accrual	An expense is recognized when incurred, before cash is paid out.
Adjusted debt ratio	Adjusted debt ratio measures statement of net position leverage. An adjusted debt ratio less than 50% gives Platte River a strong statement of net position and reduces the risk of becoming over leveraged.
Aeroderivative units	A combustion turbine which was originally designed for aviation use to create thrust but has been adapted to generate electricity.
Amortization	Gradual reduction of book value for a non-depreciable asset.
Balanced budget	A budget that has sufficient projected revenues and available resources to equal anticipated expenditures.
Bond service	Power revenue bond interest and principal.
Bond service coverage	Net revenues divided by power revenue bond service.
Capacity factor	The ratio of the actual output of a generator for a given period of time to the nameplate capacity rating of the generator.
Capital and debt management fund	A dedicated fund authorized by Platte River's Strategic Financial Plan to be used in managing debt and to provide reserves for future capital additions.

Capital expenditure	Expenditures of \$5,000 or more for property, equipment or construction projects with an estimated useful life greater than two years.
CDOT	Colorado Department of Transportation.
Change in net position	Revenues less operating costs, depreciation, amortization, accretion and interest expense.
Contingency	An appropriation of funds to cover unforeseen expenditures which may occur during the budget year.
CRSP	Colorado River Storage Project – division of WAPA.
Days adjusted liquidity on hand	Days adjusted liquidity on hand measures Platte River's ability to meet daily operating cash flow requirements. It also serves as a hedge against unforeseen financial obligations resulting from significant events and provides flexibility to take advantage of opportunities. Achieving this metric generates and maintains adequate cash. Cash that is liquid or unrestricted refers to total funds excluding legally required reserves under the General Power Bond Resolution.
Debt service	Interest and principal, including those for bonds and lease and subscription liabilities.
Depreciation	The portion of the cost of a fixed asset expensed to operations to allow for consumed usefulness.
DER	Distributed energy resource(s).
Distributed energy resources management system	Distributed energy resources management system (DERMS) is a platform that integrates DER into electric systems with a goal of making them more visible, manageable and responsive to electric system needs.
EV	Electric vehicle.
FERC	Federal Energy Regulatory Commission.
Fiscal resolution	A resolution that governs the financial transactions of Platte River.

Fixed asset	See capital expenditure.
Fixed obligation charge coverage ratio	The fixed obligation charge coverage ratio is a measurement of Platte River's annual cash flows and their ability to repay annual power revenue bond service expense and debt-like obligations. Debt-like obligations include demand or capacity payments on contracted assets and any debt service associated with off-balance sheet obligations. A minimum 1.50 times fixed obligation charge coverage ratio provides sufficient annual cash flows to meet the legal minimum 1.10 times bond service coverage ratio requirement and partially fund future capital additions.
Frame units	A combustion turbine which was designed originally and specifically to generate electricity.
GASB	Governmental Accounting Standards Board, the source of generally accepted accounting principles used by state and local governments in the United States.
General Power Bond Resolution	A resolution for providing the issuance of power revenue bonds.
GFOA	Government Finance Officers Association of the United States and Canada.
GW	Gigawatt, one thousand megawatts; one million kilowatts.
GWh	One gigawatt of power delivered steadily for one hour.
HVAC	Heating, ventilation and air conditioning.
IRP	Integrated resource plan.
kW	Kilowatt; one thousand watts.
kW-Mo	The maximum kW reached or made available during a calendar month used for billing demand or capacity.
kWh	One kilowatt of power delivered steadily for one hour.

kV	Kilovolt; one thousand volts.
LAP	Loveland Area Projects – division of WAPA.
MBtu	One million Btu. A Btu is a British thermal unit and is the standard unit for measuring quantity of heat energy and represents the amount of heat energy necessary to raise the temperature of one pound of water one degree Fahrenheit.
MTCO ₂ e	Metric tons of carbon dioxide equivalent is a standardized unit of measure to report and compare the impact of different greenhouse gases in terms of the amount of carbon dioxide that would have the same global warming potential over a specific timeframe.
MW	Megawatt; one thousand kilowatts.
MWh	One megawatt of power delivered steadily for one hour.
MW-Mo	The maximum MW reached or made available during a calendar month used for billing demand or capacity.
NERC	North American Electric Reliability Corporation.
Net position	Difference between total assets plus deferred outflows of resources and total liabilities plus deferred inflows of resources.
Net revenue	Total revenues less operation and maintenance expenses during a period.
O&M	Operations and maintenance.
Organized energy market	A system in which participants submit offers to buy or sell wholesale energy and ancillary services as a commodity. Utilizing pricing signals and operational capabilities to leverage the lowest-cost resources to serve load while managing risk and congestion, market operators efficiently dispatch resources across participating utilities, reducing fuel and maintenance costs while increasing reliability and integration of renewable resources.

Owner communities	Town of Estes Park, City of Fort Collins, City of Longmont and City of Loveland are the owner communities of Platte River.
PPA	Power purchase agreement.
Rate stabilization fund	An account established by Platte River's General Power Bond Resolution used to achieve net revenues toward the minimum bond service coverage ratio of 1.10x.
REC	Renewable energy certificate.
Restricted assets	Cash and investment accounts restricted to use by bond covenants or laws and regulations.
RFP	Request for proposals.
Sales for resale – long-term	Sales of energy set forth by a contract with duration greater than one year.
Sales for resale – short-term	Sales of electric energy for a period of one year or less.
SCADA	Supervisory control and data acquisition.
SPP	Southwest Power Pool.
SPP RTO	The SPP RTO is a centralized, financially binding day-ahead and real-time market, as well as regional transmission planning mechanism. Participation in the SPP RTO should yield additional benefits beyond those of the SPP WEIS market through improved reliability and regional transmission planning to reduce congestion for the benefit of the overall footprint.
SPP WEIS market	Western Energy Imbalance Service, which is a real-time, five-minute organized energy market operated by SPP.
Tri-State	Tri-State Generation and Transmission Association, Inc.
VPP	Virtual power plant, which is a portfolio of flexible DER capable of being operated, on a schedule basis or in near-real-time, to manage the electric supply-demand balance.

WAPA	Western Area Power Administration.
WECC	Western Electricity Coordinating Council.
Wheeling	Use of transmission facilities by other utilities.